



GLOBAL ENVIRONMENT FACILITY
INVESTING IN OUR PLANET

Naoko Ishii
CEO and Chairperson

May 22, 2018

Mr. Miguel Morales
Vice President/Managing Director
Conservation International
2011 Crystal Drive
Suite 500
Arlington VA, 22202

Dear Mr. Morales:

I am pleased to inform you that I have approved the medium-sized project detailed below:

Decision Sought:	Medium-sized Project (MSP) Approval
GEFSEC ID:	9814
Agency(ies):	CI
Focal Area:	Climate Change
Project Type:	Medium-Sized Project
Country(ies):	Uganda
Name of Project:	Strengthening the Capacity of Institutions in Uganda to Comply with the Transparency Requirements of the Paris Agreement
Indicative GEF Project Grant:	\$1,100,000
Indicative Agency Fee:	\$99,000
Funding Source:	Capacity-building Initiative for Transparency

This approval is subject to the comments made by the GEF Secretariat in the attached document. It is also based on the understanding that the project is in conformity with CBIT focal areas strategies and in line with CBIT policies and procedures.

Sincerely,

Naoko Ishii
Chief Executive Officer and Chairperson

Attachment: GEFSEC Project Review Document
Copy to: Country Operational Focal Point, GEF Agencies, STAP, Trustee



GEF-6 REQUEST FOR PROJECT ENDORSEMENT/APPROVAL

PROJECT TYPE: Medium-sized Project

TYPE OF TRUST FUND: Capacity Building Initiative for Transparency

For more information about GEF, visit TheGEF.org

PART I: PROJECT INFORMATION

Project Title: Strengthening the Capacity of Institutions in Uganda to Comply with the Transparency Requirements of the Paris Agreement			
Country(ies):	Uganda	GEF Project ID: ¹	9814
GEF Agency(ies):	CI (select) (select)	GEF Agency Project ID:	
Other Executing Partner(s):	Ministry of Water and Environment, Uganda, Africa Innovations Institute/Vital Signs	Submission Date:	
GEF Focal Area (s):	Climate Change	Project Duration (Months)	18
Integrated Approach Pilot	IAP-Cities <input type="checkbox"/> IAP-Commodities <input type="checkbox"/> IAP-Food Security <input type="checkbox"/>	Corporate Program: SGP <input type="checkbox"/>	
Name of Parent Program	[if applicable]	Agency Fee (\$)	99,000

A. FOCAL AREA STRATEGY FRAMEWORK AND OTHER PROGRAM STRATEGIES²

Focal Area Objectives/Programs	Focal Area Outcomes	Trust Fund	(in \$)	
			GEF Project Financing	Co-financing
(select) (select) CBIT	Institutional arrangements for data collection and processing in 5 key sectors (agriculture and land use; forestry, energy, transport and waste) strengthened, Capacity of stakeholders built on data collection and processing protocols ; and procurement of state-of- the art equipment and tools, GHG inventory and MRV system functional,	CBIT	1,100,000	619,455
(select) (select) (select)		(select)		
(select) (select) (select)		(select)		
(select) (select) (select)		(select)		
(select) (select) (select)		(select)		
(select) (select) (select)		(select)		
(select) (select) (select)		(select)		
(select) (select) (select)		(select)		
Total project costs			1,100,000	619,455

B. PROJECT DESCRIPTION SUMMARY

Project Objective: To support Institutions in Uganda to respond to the Transparency Requirements of the Paris Agreement						
Project Components/ Programs	Financing Type ³	Project Outcomes	Project Outputs	Trust Fund	(in \$)	
					GEF Project Financing	Confirmed Co-financing
Component 1.: Establishing and strengthening the institutional arrangements for robust GHG emission	TA	Outcome 1.1.: Institutional arrangements for data collection and processing in 5 key sectors (agriculture	Output 1.1.1 Focal points in each of the 5 sectors defined, strengthened, institutionalized and functioning as hubs of	CBIT	214,780	100,000

¹ Project ID number remains the same as the assigned PIF number.

² When completing Table A, refer to the excerpts on [GEF 6 Results Frameworks for GETF, LDCF and SCCF](#) and [CBIT programming directions](#).

³ Financing type can be either investment or technical assistance.

inventory and MRV system		and land use; forestry, energy, transport and waste) strengthened	<p>data collection and processing</p> <p>Output 1.1.2.: Gender focal points on climate change in the key institutions strengthened</p> <p>Output 1.1.3.: Institutional arrangements for data collecting, processing and sharing formalized and operational</p> <p>Output 1.1.4: Linkages between the hubs and the MWE for compliance to Paris agreement and IPCC guidelines established and strengthened</p> <p>Output 1.1.5: Framework for inter-ministerial coordination strengthened, and formal cooperation between government, CSOs, private sector and academia defined and institutionalized</p>			
Component 2: Building capacity of key stakeholders to collect, process and feed gender disaggregated data into the GHG emissions inventory system	TA	Outcome 2.1.: Capacity of stakeholders built on data collection and processing protocols ; and procurement of state-of- the art equipment and tools	<p>Output 2.1.1.: Protocols for data collection and processing developed and certified</p> <p>Output 2.1.2.: Field data teams from the key emission sectors convened and trained in collection, processing and transmission of GHG data.</p> <p>Output 2.1.3.: Staff from the hubs and MWE/CCD trained in domestic MRV systems, tracking NDCs, enhancement GHG inventories and emission projections</p> <p>Output 2.1.4.: Lessons learned and best practices scaled out through exchange programs for stakeholders on transparency activities</p> <p>Output 2.1.5 State of the Art Equipment and Tools procured</p>	CBIT	394,718	250,000

Component 3: Testing and piloting the GHG emission inventory and MRV system	TA	Outcome 3.1 GHG inventory and MRV system functional	Output 3.1.1: Data for GHG inventory and MRV system collected and fed into the global CBIT coordination platform. Output 3.1.2: National inventory Green House Gas emissions (by sources) and by removals (by sinks) in place. Output 3.1.3: National Inventory of Green House Gas emissions (by sources) and by removals (by sinks) made publically available	CBIT	390,502	150,000	
	(select)			(select)			
	(select)			(select)			
	(select)			(select)			
	(select)			(select)			
	(select)			(select)			
Subtotal						1,000,000	500,000
Project Management Cost (PMC) ⁴				(select)	100,000	119,455	
Total project costs						1,000,000	619,455

C. CONFIRMED SOURCES OF [CO-FINANCING](#) FOR THE PROJECT BY NAME AND BY TYPE

Please include evidence for [co-financing](#) for the project with this form.

Sources of Co-financing	Name of Co-financier	Type of Cofinancing	Amount (\$)
GEF Agency	Conservation International	In-kind	10,000
Recipient Government	Ministry of Water and Environment (MWE)	In-kind	350,000
National NGO	Africa Innovation Institute (AfrII)	Inkind	259,455
(select)		(select)	
(select)		(select)	
(select)		(select)	
(select)		(select)	
(select)		(select)	
(select)		(select)	
Total Co-financing			619,455

D. TRUST FUND RESOURCES REQUESTED BY AGENCY(IES), COUNTRY(IES), FOCAL AREA AND THE PROGRAMMING OF FUNDS

GEF Agency	Trust Fund	Country Name/Global	Focal Area	Programming of Funds	(in \$)		
					GEF Project	Agency Fee ^{a)} (b) ²	Total (c)=a+b

⁴ For GEF Project Financing up to \$2 million, PMC could be up to 10% of the subtotal; above \$2 million, PMC could be up to 5% of the subtotal. PMC should be charged proportionately to focal areas based on focal area project financing amount in Table D below.

					Financing (a)		
CI	CBIT	Uganda	Climate Change	(select as applicable)	1,100,000	99,000	1,199,000
(select)	(select)		(select)	(select as applicable)			0
(select)	(select)		(select)	(select as applicable)			0
(select)	(select)		(select)	(select as applicable)			0
(select)	(select)		(select)	(select as applicable)			0
(select)	(select)		(select)	(select as applicable)			0
(select)	(select)		(select)	(select as applicable)			0
(select)	(select)		(select)	(select as applicable)			0
(select)	(select)		(select)	(select as applicable)			0
(select)	(select)		(select)	(select as applicable)			0
Total Grant Resources					1,100,000	99,000	1,199,000

a) Refer to the Fee Policy for GEF Partner Agencies

E. PROJECT'S TARGET CONTRIBUTIONS TO GLOBAL ENVIRONMENTAL BENEFITS⁵

Provide the expected project targets as appropriate.

Corporate Results	Replenishment Targets	Project Targets
1. Maintain globally significant biodiversity and the ecosystem goods and services that it provides to society	Improved management of landscapes and seascapes covering 300 million hectares	<i>hectares</i>
2. Sustainable land management in production systems (agriculture, rangelands, and forest landscapes)	120 million hectares under sustainable land management	<i>hectares</i>
3. Promotion of collective management of transboundary water systems and implementation of the full range of policy, legal, and institutional reforms and investments contributing to sustainable use and maintenance of ecosystem services	Water-food-ecosystems security and conjunctive management of surface and groundwater in at least 10 freshwater basins;	<i>Number of freshwater basins</i>
	20% of globally over-exploited fisheries (by volume) moved to more sustainable levels	<i>Percent of fisheries, by volume</i>
4. Support to transformational shifts towards a low-emission and resilient development path	750 million tons of CO _{2e} mitigated (include both direct and indirect)	<i>metric tons</i>
5. Increase in phase-out, disposal and reduction of releases of POPs, ODS, mercury and other chemicals of global concern	Disposal of 80,000 tons of POPs (PCB, obsolete pesticides)	<i>metric tons</i>
	Reduction of 1000 tons of Mercury	<i>metric tons</i>
	Phase-out of 303.44 tons of ODP (HCFC)	<i>ODP tons</i>
6. Enhance capacity of countries to implement MEAs (multilateral environmental agreements) and mainstream into national and sub-national policy, planning financial and legal frameworks	Development and sectoral planning frameworks integrate measurable targets drawn from the MEAs in at least 10 countries	<i>Number of Countries: 1</i>
	Functional environmental information systems are established to support decision-making in at least 10 countries	<i>Number of Countries: 1</i>

F. DOES THE PROJECT INCLUDE A “NON-GRANT” INSTRUMENT? No

(If non-grant instruments are used, provide an indicative calendar of expected reflows to your Agency and to the GEF/LDCF/SCCF/CBIT Trust Fund) in Annex D.

PART II: PROJECT JUSTIFICATION

A. DESCRIBE ANY CHANGES IN ALIGNMENT WITH THE PROJECT DESIGN WITH THE ORIGINAL PIF⁶

⁵ Update the applicable indicators provided at PIF stage. Progress in programming against these targets for the projects per the *Corporate Results Framework* in the [GEF-6 Programming Directions](#), will be aggregated and reported during mid-term and at the conclusion of the replenishment period.

⁶ For questions A.1 –A.7 in Part II, if there are no changes since PIF, no need to respond, please enter “NA” after the respective question.

A.1. *Project Description*. Elaborate on: 1) the global environmental and/or adaptation problems, root causes and barriers that need to be addressed; 2) the baseline scenario or any associated baseline projects, 3) the proposed alternative scenario, GEF focal area⁷ strategies, with a brief description of expected outcomes and components of the project, 4) [incremental/additional cost reasoning](#) and expected contributions from the baseline, the GEFTF, LDCF, SCCF, CBIT and [co-financing](#); 5) [global environmental benefits](#) (GEFTF) and/or [adaptation benefits](#) (LDCF/SCCF); and 6) innovativeness, sustainability and potential for scaling up.

No substantial changes from the PIF.

A.2. *Child Project?* If this is a child project under a program, describe how the components contribute to the overall program impact.

NA

A.3. *Stakeholders*. Identify key stakeholders and elaborate on how the key stakeholders engagement is incorporated in the preparation and implementation of the project. Do they include civil society organizations (yes /no)? and indigenous peoples (yes /no)?⁸

During the consultative meetings additional stakeholders of the CBIT, GHGI and MRV systems were identified. These include state actors and non-state actors. State Actors (Ministry of Energy and Mineral Development –MEMD, Ministry of Works and Transport-MoWT, Ministry of Science, Technology and Innovations, Uganda National Council of Science and Technology-UNCST. Other Government agencies involved in GHGI & MRV activities (REA, UNRA, UNMA, NAFORRI, DWRM, NWSC, URA), Local Government (District Forestry Service), Kampala City Council Authority (KCCA), Ministry of Finance and Planning (MFPED), Uganda Bureau of Statistics (UBOS), Parliamentary Forum on Climate Change, Uganda Climate Change Resource Centre/Makerere University Centre for Climate Change Research and Innovations (MUCCRI) 2. Non-state actors (Private sector, Local NGOs and CSOs, Institutions (schools) and professional associations such as the Association of Uganda Professional Women in Agriculture and Environment (AUPWAE). The stakeholders observed that the CBIT will facilitate inclusion and coordination of the public and private sectors in national initiatives aimed at reducing the GHG emissions that cause climate change.

For the complete Stakeholder Engagement Plan, please see Page 70 of ProDoc.

A.4. *Gender Equality and Women's Empowerment*. Elaborate on how gender equality and women's empowerment issues are mainstreamed into the project implementation and monitoring, taking into account the differences, needs, roles and priorities of women and men. In addition, 1) did the project conduct a gender analysis during project preparation (yes /no)?; 2) did the project incorporate a gender responsive project results framework, including sex-disaggregated indicators (yes /no)?; and 3) what is the share of women and men direct beneficiaries (women X%, men X%)?⁹

The share of women and men direct beneficiaries is as follows: 30% of direct beneficiaries are women, 70% of direct beneficiaries are men.

In order to ensure that the CBIT project meets genders equality and women's empowerment issues, a “Gender Mainstreaming Plan” has been developed to ensure the mainstreaming of gender issues throughout the project.

Component and Output Area	Activity	Performance/Target Indicators	Responsibility
---------------------------	----------	-------------------------------	----------------

⁷ For biodiversity projects, in addition to explaining the project's consistency with the biodiversity focal area strategy, objectives and programs, please also describe which [Aichi Target\(s\)](#) the project will directly contribute to achieving..

⁸ As per the GEF-6 Corporate Results Framework in the GEF Programming Directions and GEF-6 Gender Core Indicators in the Gender Equality Action Plan, provide information on these specific indicators on stakeholders (including civil society organization and indigenous peoples) and gender.

⁹ Same as footnote 8 above.

Component 1: Establishing and strengthening the institutional arrangements for robust GHG emission inventory and MRV system

1.1 Focal points strengthened, institutionalized and functioning as Hubs for data collection and processing	GHGI and MRV stakeholder assessment to elaborate the roles and responsibilities	# of gender institutions identified and integrated. At least 30% of gender institutional representation across the GHGI and MRV functions and committees such as the GHG Committee.	CCD, PMU
	Organs for policy and technical oversight for the project (PSC, JPMC) created	# of men and women participating annually At least 30% of women represented on the committees	PMU and MWE/CCD
	Sensitization on gender mainstreaming for GHGI and MRV systems	# of men and women that participated annually At least 30% of participants are women	
	Gender FPs integrated in the GHG Hubs	# of gender focal points mainstreamed in GHG sectoral hubs At least 5 Gender FPs integrated in the sector hubs	PMU, CCD
	MoUs to operationalise the hubs	# of MoUs with gender considerations At least 50% of MoUs signed with gender considerations	PMU and MWE/CCD
1.2 Data collecting, processing and sharing institutional arrangements formalized and operational.	Inter-sectoral meetings held	# of women and men that participated annually At least 30% of participants are women	PMU and MWE/CCD
1.3 Linkages between the hubs and MWE established and strengthened	Regular meetings held between MWE and the Hubs		
1.4 Frameworks for coordination and cooperation strengthened	Cooperation framework options	# of frameworks with gender considerations At least 50% of the MoUs with gender considerations	PMU

Component 2: Building capacity of key stakeholders to collect, process and feed gender disaggregated data into the GHG emissions inventory system

2.1 Protocols for data collection and processing	Adapt and Or develop data protocols and tool	# of protocols with gender considerations At least 50% of protocols with gender considerations	PMU and AfrII
2.2 Field teams trained	Training on collection, processing and interpretation of gender disaggregated data	# of women and men trained annually	PMU and AfrII
	Field Trainings	At least 30% of participants are women	
2.3 Staff from the Hubs and	Trainings and exposure trips	# of women and men that	PMU and CCD

MWE/CCD trained in domestic MRV systems		participate in trainings and exposure trips At least 30% of participants are women	
2.4 Lessons learned and best practices scaled out	Cross-sectoral consultation meetings	# of women and men that participate in project activities	PMU
	Training for content developers	At least 30% of participants are women	
	National Forum established	# of women and men that participate in the project activities annually At least 30% of participants and representation on the forum are women	PMU
Component 3: Testing and piloting the GHG emission inventory and MRV system			
3.1: GHGI and MRV data collected and fed into the global CBIT coordination platform	Training and mentorship	# of women and men that participated in project activities annually	
3.3 National Inventory made publically available	National sensitization activities	At least 30% of participants are women	PMU

A.5 Risk. Elaborate on indicated risks, including climate change, potential social and environmental risks that might prevent the project objectives from being achieved, and, if possible, the proposed measures that address these risks at the time of project implementation.

Project Outcome	Risks	Rating (High, Substantial, Modest, Low)	Risk Mitigation Measures
Outcome 1.1	Weak inter-ministerial coordination for GHGI and MRV system initiatives. This poses a risk of low commitment by participating government ministries due to the high demands on their time and resources.	Modest	Strengthening inter-ministerial coordination and cooperation is one of the priorities of the project. Effective engagement is only guaranteed with high level engagement of public officials, and this MWE is assigned the responsibility to drive the process of enhancing stakeholder buy-in and ownership especially for Government agencies relevant to the project.
Outcome 1.1, 2.1	Inadequate participation of all stakeholders and partners, poor cooperation between participating institutions, and stakeholders remain	Low to medium	Participating institutions will be actively involved from the beginning in design, implementation and management decisions Roles and responsibilities will be explicit and participants allowed to transparently implement while sharing regular updates on progress Continuous engagement of institutions, regular reporting, monitoring of progress, and acknowledgement of efforts and

	engaged and supportive of the program		<p>achievements by each institution</p> <p>Communication plans and stakeholder requirements and expected outputs fully developed</p> <p>Regular progress and monitoring meetings will be held</p> <p>Under the draft CC Bill, Government intends to make it mandatory for relevant institutions to provide data for GHG Emissions Inventory</p> <p>Non-monetary Incentives, rewards and penalties for compliance</p>
Outcome 1.1, 3.1	Insufficient resources are made available by Ugandan government, and other partners to support implementation of the project	High	<p>Development of a future of action for sustaining financial resources for the project</p> <p>Efficient and effective expenditure to attract more support and donor interest (e.g MRV development partners platform, and link to other CC financing initiatives)</p>
Outcome 3.1	Continued dependence on global networks and platforms. These may become unsustainable and result in limited access to global financing and platforms for knowledge, collaboration and promotion	Low	<p>With the support of GEF and CI, financing for MRV programs will be diversified and incentives generated for stakeholder to contribute financially to the global objectives.</p> <p>Increasing the profile and awareness of this project will also enable partners' contribute to the resource mobilization efforts.</p>

A.6. Institutional Arrangement and Coordination. Describe the institutional arrangement for project implementation. Elaborate on the planned coordination with other relevant GEF-financed projects and other initiatives.

The project will be co-executed by the Government of Uganda through the Ministry of Water and Environment (MWE), with Africa Innovation Institute (AFRII) and Vital Signs Uganda. The execution arrangement for the project is guided by the Memorandum of Understanding signed between MWE and AFRII for the design and implementation of the CBIT/GEF project. The Ministry of Water and Environment will provide overall policy guidance and support for delivery of the project, and facilitate contact with all relevant government agencies including the inter-ministerial committee on climate change, climate change desk officers, organizations and other institutions involved in GHG and MRV activities. MWE will also provide staff of Climate Change Department (CCD) for co-operation and relations for implementation of project activities, and also manage delivery of Component 1, for which MWE will assume responsibility for delivery. Component 1; Support establishing and strengthening the institutional arrangements for robust GHG emission inventory and MRV system. Stakeholder engagement and involvement is key under this component, requiring for high level engagement of Government institutions and development partners. Building and enhancing ownership of the project process and outputs for the sustained development of Uganda's GHG and MRV systems is one of the expected outcomes from MWE support.

Africa Innovation Institute (AFRII) and Vital Signs Uganda will oversee and take the lead for implementation of Component 2; Building capacity of key stakeholders to collect, process and feed gender disaggregated data into the GHG emissions inventory system and Component 3; Testing and piloting the GHG emission inventory and MRV system. AFRII will host the PMU and provide administrative oversight and guidance for delivery of the project based on prior experience working with CI projects in the region. Vital Signs Uganda has developed and implemented an integrated set of protocols for field-based monitoring at national and sub-national scales, based on a statistical sampling

frame that incorporates both biophysical and socioeconomic measurements to understand the relationships between land cover/land use, environmental degradation and human well-being.

The Project Steering Committee (PSC)

The PSC will comprise of 9 institutional representatives from MWE, CCD, AFRII, Vital Signs Uganda, and Sector Heads for the participating sectors of Agriculture, Energy, Forestry, Transport, and Waste. The PSC will be responsible for providing strategic direction and oversight, and ensure effective implementation of the project. PSC will ensure all activities are in line with national policies, coordinate the inter-ministerial and inter-institutional support programs, and advise and support the work of the PMU. The PSC will meet quarterly to review program implementation and report back to its respective ministries, with the Project Manager (head of PMU) as secretary. .

The Program Management Unit (PMU)

The PMU will be responsible for day-to-day monitoring and reporting on the project. Vital Signs will lead the PMU reporting to the GEF Implementing Agency and management of grantees, while AFRII will play a role in the PMU for the duration of the project, with the national Hubs continuing to operate as functional units to sustain and improve data collection and processing systems as part of the overall national GHGI and MRV system.

The PMU will be responsible for implementation and management, administration, and performance against set plans and budgets, and reporting. The PMU will also provide any support required by the project partners.

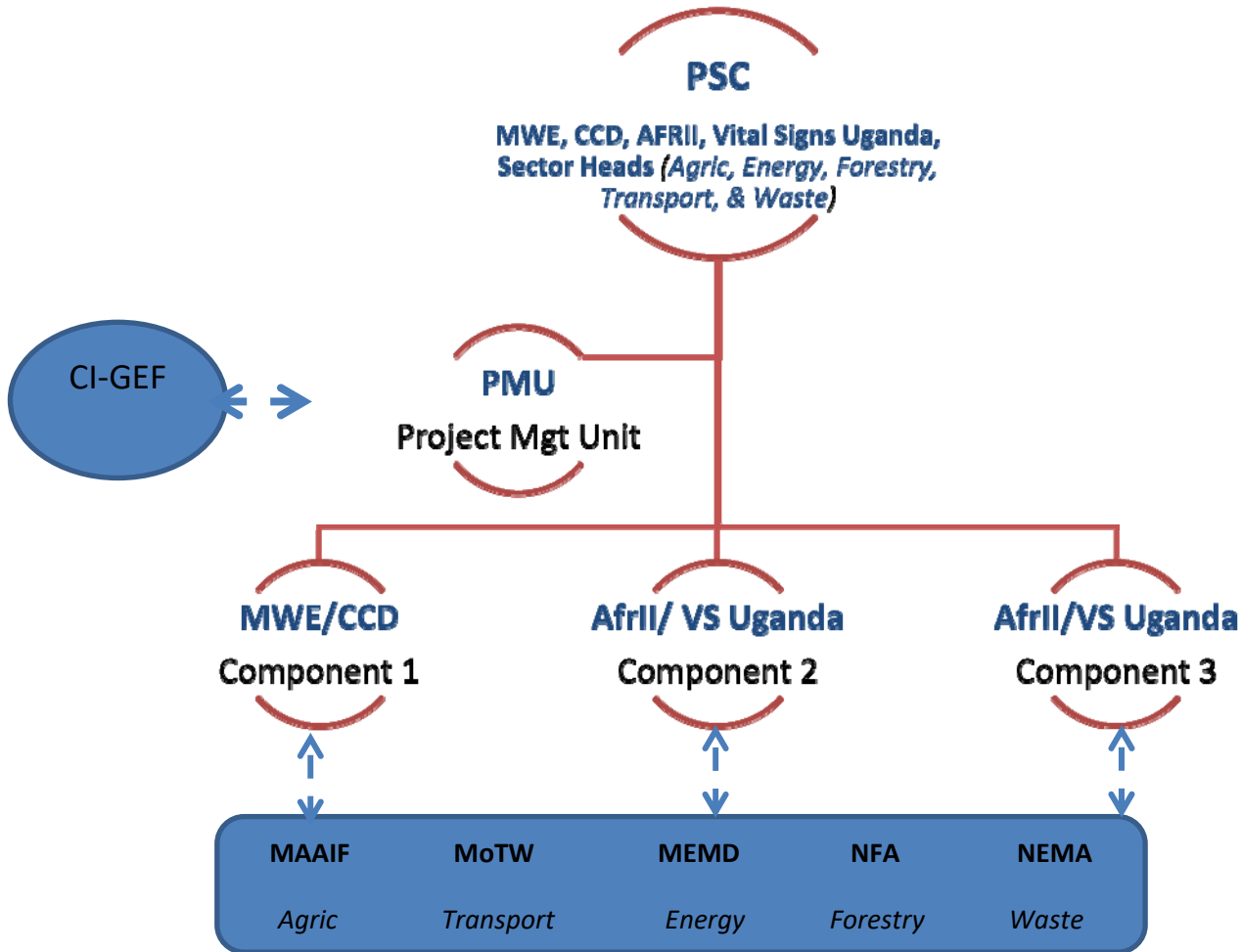
The PMU, with support from Vital Signs will be responsible for:

- i. Procurement of all services, goods, and equipment
- ii. Financial record keeping
- iii. Reporting and disbursements (financial)
- iv. Project monitoring and reporting (technical)
- v. Submission of all technical and financial reports to the CI-GEF Agency
- vi. Contractual obligations
- vii. Act as the secretariat for the PSC
- viii. Represent the project to the GoU, CI, and other partners as required
- ix. Ensure the smooth running of the project through monitoring and communication with the PSC, working and consultative groups, contractors, consultants, stakeholders and other engaged agencies, institutions, and individuals
- x. Actively coordinate the flow of inputs, procurement, outputs, and work streams to ensure the program runs smoothly and delivers the specified outputs and overall objectives
- xi. Implement the communications strategy for project, including identifying appropriate opportunities to communicate and demonstrate the progress and achievements of the program and responding to concerns, criticism, and questions that may arise regarding the program and its implementation

The project will hire a Project Coordinator, 2 Scientists (Climate Change Modeling-GIS & Statistician), one Finance and Administration Assistant, and general support staff as may be deemed necessary. The roles and responsibilities of the Project Manager will be as follows: Overall management of project activities including acting as secretary to the Project Steering Committee. He/She will coordinate delivery of the project components and all project activities and act as liaison between the project stakeholders including the MWE/CCD, The Hubs, AFRII and Vital Signs. H/She will be responsible for monitoring progress against the implementation plan, budgeting and reporting.

The CI-GEF Project Agency plays an overall assurance, backstopping, and oversight role with respect to monitoring and evaluation activities. The CI Internal Audit function is responsible for contracting and oversight of the planned independent external evaluation exercises at the mid-point and end of the project.

Project Organogram



In terms of coordination with GEF projects and other initiatives, the table below provides details on coordinations/linkages.

GEF Projects/ Other Projects/Initiatives	Linkages and Coordination
MRV Uganda Program/GGGI GGGI working with MoWE to establish the MRV system	CBIT will work with this project to supplement its capacity building component. Joint planning and dissemination meetings will be held between GGGI and CBIT to strengthen synergies
Low Emission Capacity Building (LECB) Program - Development of sustainable National Green House Gas (GHG) Inventory Management System for Uganda	<ul style="list-style-type: none"> The trainees of LECB will be key resource persons in the implementation of CBIT and their skills further built to operationalize the GHGI and MRV system. The project initiated institutional structuring for improved GHG and MRV coordination. The outputs will inform the

	operationalization of the hubs and definition of roles and responsibilities under Component 1.
Low Emissions Capacity Building (LECB) II Project (2018-2020)	The CBIT team will endeavor to integrate the project outcomes into the LECB programming for sustained progression and development of the GHGI and MRV system.
Strengthening Institutional Capacity for Effective Implementation of Rio Conventions in Uganda	This project is under implementation and its components are related to CBIT. One of them is establishing a national institutional framework, and another is to improve coordination of data management CBIT will create collaborative linkages with this project to avoid duplication of efforts.
Strengthening Climate Information and Early Warning Systems in Africa to Support Climate Resilient Development and Adaptation to Climate Change	This project is also currently under implementation. One of its components is to transfer of technologies for climate and environmental monitoring infrastructure and another is to ensure that Climate information is integrated into development plans and early warning systems. It may not be directly involved in GHGs but there may be activities that can benefit CBIT, and these have to be identified.
NAMA on Integrated Waste Management and Biogas in Uganda (2017-2022)	Opportunity to strengthen local governments' participation in GHGI and MRV activities.
REDD+ Programme Reducing of Emissions from Deforestation and Forest Degradation	The project plans to establish a National Forest GHG Inventory, and has started collecting and initial assessment of activity data. Although seemingly more advanced in comparison to other sectors, the involvement of the forestry sector will allow for leveraging learnings with the other sectors. Of particular significance is component 2 and 3, for the adaptation and harmonization of protocols and tools for data collection, processing and transmission. Also planned is the NFMS REDD+ web portal, and the opportunity to align processes, and enhance cross sectoral data sharing. The CBIT project therefore is a value added to the REDD+ process in Uganda.
NDC Partnership	The initiative is to be hosted at MWE and therefore the opportunity to explore climate financing beyond CBIT.
Green Climate Fund	Uganda in the process of accreditation and MWE presented as one of the candidates for consideration as an executing agency for GoU. Strong prospects for financing future projects to build on the CBIT results
African Development Bank	Priorities of the Bank <ul style="list-style-type: none"> - Developing bankable projects (Priority 4), - Capacity gaps in awareness on NDC and CC (Priority 5) and Strengthen capacity of technical officers (Priority 9). <p>Established the Africa NDC Platform to focus on the continental priorities and issues to be presented to the NDC global platform.</p>

Additional Information not well elaborated at PIF Stage:

A.7 Benefits. Describe the socioeconomic benefits to be delivered by the project at the national and local levels. How do these benefits translate in supporting the achievement of global environment benefits (GEF Trust Fund) or adaptation benefits (LDCF/SCCF)?

The project will generate a range of benefits for Uganda and its people. Proper data monitoring and analysis will help the country in decision making, prediction of weather related events and other environmental factors. By collecting and analysing the data, the information gathered will be shared to different government agencies for their use in daily operations and decision making. Data and information generated will help government agencies to design appropriate measures to mitigate and adapt to climate change. This early intervention will help make communities improve on their resilience and adapt to climate related shocks.

Overall coordination in planning and execution of climate change and development projects will greatly improve owing to the multi-sectoral focus of the project. Through the formalization and operationalization of working arrangements between government agencies and with non state actors, more openness in addressing climate change issues and information exchanges are key ingredients to inclusive and integrated development, including the gender mainstreaming elements of the project.

Improvements in primary data collection and processing resulting from the capacity building will aid the agriculture forest and land use agenda through access to proper data sets for planning and to monitor mitigation and adaptation projects. This will also enable communities to be more resilient to climate related impacts, predict rain, manage pasture and other activities. In addition, increased reporting and data based decision-making will enhance climate resilience and coping strategies of the citizens.

The project will train 24 public servants to use collect, process, interpret and use climatic data and information for policy and decision making, with no less than 30% being women either through targeted training or trainings on the coordination platform.

A.8 Knowledge Management. Elaborate on the knowledge management approach for the project, including, if any, plans for the project to learn from other relevant projects and initiatives (e.g. participate in trainings, conferences, stakeholder exchanges, virtual networks, project twinning) and plans for the project to assess and document in a user-friendly form (e.g. lessons learned briefs, engaging websites, guidebooks based on experience) and share these experiences and expertise (e.g. participate in community of practices, organize seminars, trainings and conferences) with relevant stakeholders.

In the interest of raising awareness the value of CBIT the project will use multiple strategies to reach out to the stakeholders based on a communication strategy developed by a consultant. Rather than establishing a new communication infrastructure, the project plans to use existing ones that deal with issues similar to those addressed by this project, not only for cost-efficiency reasons, but also for synergies and harmonization effects. Thus, the platform of GHG Inventory and MRV system will be strengthened to disseminate news, updates, and announcements. MWE and CI's website and social media network will also be used. A web page dedicated to this project will be created as a portal for all project-related information and materials.

Activities under Component 1 will serve as useful communication means as well. These activities will be more in depth and targeted, taking into account the project's purpose and institutional linkages. Announcements for the workshops will be disseminated widely through the networks of MWE, Focal Institutions, AFRII and CI among others, in order to

GEF6 CEO Endorsement /Approval Template-August2016

gain the attention of the relevant stakeholders. The workshop results and related project outputs will be published on the web.

B. DESCRIPTION OF THE CONSISTENCY OF THE PROJECT WITH:

B.1 *Consistency with National Priorities.* Describe the consistency of the project with national strategies and plans or reports and assessments under relevant conventions such as NAPAs, NAPs, ASGM NAPs, MIAs, NBSAPs, NCs, TNAs, NCSAs, NIPs, PRSPs, NPFE, BURs, INDCs, etc.:

National Priorities	Project Consistency
Vision 2040 (2012)	Sustainable and equitable development a key guiding principle of the vision with a focus on preservation of natural resources and addressing adverse environmental conditions associated with climate change. Over the Vision 2040 period, Government will develop appropriate adaptation and mitigation strategies on Climate Change and sharing of knowledge and information on climate Change and variability with the relevant stakeholders is considered a starting point. Special emphasis also given to strengthening coordination systems at both national and local levels and building the capacity of local governance and decision making bodies. Gender inequalities recognized as pertinent issues in the strategy and the GEF project prioritizes gender mainstreaming in the planning, implementation and monitoring.
The constitution of the Republic of Uganda (1995, as amended in 2005 and 2015)	Provides the overall regulatory framework for implementation of the Uganda's National Climate Change policy-NCCP (2015) for the key sectors affected by the impacts of climate change.
The National Development Plan (NDP II) 2015/16 – 2019/2020 (2015)	The 2 nd NDP aims to achieve vision 2040 and recognizes that most of the key economic sectors (agriculture, energy, transport, waste) will be affected or affect climate change and the economy. It is informed by regional and global policies (Post 2015 Development Agenda and UNFCCC) and specifically provides direction on sectoral priorities e.g. mainstreaming climate change interventions into development plans, policies and budgets. The CBIT aligns with one of the strategic objectives of NDPII which is Human Capital development in recognition of national and global priorities.
Uganda Green Growth Development Strategy (UGGDS 2016)	Seeks to operationalize the tenets of a green economy as espoused in the Uganda Vision 2040 and the National Development Plan II and covers a time horizon of fifteen years. Aims to operationalise the Vision 2040 aspirations and also address the national priorities defined in the NDPII. Goal: An inclusive low emissions economic growth process that emphasizes effective and efficient use of the country's natural, human, and physical capital while ensuring that natural assets continue to provide for present and future generations. Areas of focus: Agriculture, natural capital management, cities (urban development), transport and energy
National Climate Change Policy (NCCP) (2015)	The NCCP has taken the climate change resilient and low carbon development pathway as the strategy to meet the Uganda Vision 2040 goals. The activities in this CBIT contribute to achieving the following NCCP principles; 1. Devoting adequate attention to capacity development and institutional set-ups, 2. Devoting adequate attention to technology needs development and transfer, and 3. Providing a credible delivery structure.
National Climate Change Bill (draft)	The legal framework is in its final drafting stage and is intended to help the country mainstream climate change in the country's development processes. Aspects of institutional arrangements, gender, financing, etc are earmarked for inclusion in the draft bill.

National Adaptation Programmes of Action (NAPA)	Nine priority projects taken into account by the NCCP. Preparation of new priority projects are at advanced stage and their implementation will benefit from the capacity built under this CBIT. Particularly in quantifying the co-benefits from adaptation.
NAMA	NAMAs represent an opportunity for Uganda to address Green House Gas (GHG) emissions while responding to the sustainable development priorities and needs in the National Development Plans. Each of the 4 mitigation sectors (agriculture, waste, energy and transport) have developed MRVs which will benefit from this CBIT during their implementation.
National Strategy and Action Plan to strengthen human resources and skills to advance green, low-emission and climate-resilient development in Uganda 2013 – 2022 (Uganda National Climate Change Learning Strategy 2013)	The overall goal of the strategy is to strengthen Human Resources and Skills to advance low-emission and climate-resilient development in Uganda.
National Policy for Disaster Preparedness and Management 2010	A holistic approach to managing disasters is proposed and guided by inter-ministerial coordination and cooperation.
National Adaptation Plan (NAP)	This plan contributes to NDPII which in turn is geared to achieve Uganda's vision 2040. The capacity built under the CBIT will inform the process of reviewing and refining the plan to better contribute to the objectives of NDPII.
Sustainable Energy for All (SE4ALL Initiative	Uganda's SE4ALL's Action Agenda (2015) seeks to integrate the multi-tier efforts that the country is implementing towards providing universal access to energy, increased energy efficiency and increased use of renewable energy. The SE4All Initiative requires countries to set quantitative objectives for each of the three goals making the CBIT project of relevance to the initiative. Also among the cross sectoral priorities for SE4ALL AA is to; Build human and institutional capacity, and Foster an enabling environment by engaging national and local stakeholders.
Uganda's REDD+ Strategy	REDD+ is an international mechanism for Reducing Emissions from Deforestation and forest Degradation (REDD+) through providing economic incentives to support the livelihoods of forest dependent communities; and to ensure sustainability of natural resources. The aim of Uganda's REDD+ Strategy is to transform the current wood and biomass extraction into sustainable abatement activities through 8 strategic options. Most of these belong to the NAMAs (e.g. climate smart agriculture, and sustainable fuel wood and commercial charcoal production), in the target sectors of agriculture and energy respectively. The CBIT project will play an important role in quantifying and reporting on the removals across the sectors.
The Gender Policy aims to achieve gender equality and the empowerment of women, youth and the vulnerable groups through among others, to main stream gender responsive strategies into environmental plans, policies and programs at institutional and national levels.	The CBIT project shall raise awareness on the relevance of gender mainstreaming for the GHGI and MRV systems, and build capacity to capture and input gender disaggregated data into the GHG Inventory and MRV system
ICT Policy	Uganda has developed a National Information, Communication and Technology policy that has one of its strategic objectives as human capacity development and is informed by multi-level (national, regional, global) e.g. UNFCCC. The CBIT coordination platform will align with this policy.
Information and communication	Building capacity in the use of the state of art data and information capture,

technologies for sustainable environment management and development	processing and monitoring technologies. Build open data systems to enable access and use of the available data and information and to take advantage of big data that is becoming available by global and regional initiatives. This requires that an enabling environment is in place to guide and regulate the collection, access and use of data in the form of spatial data infrastructure (SDI).
	Streamline the mandate and strengthen the system for monitoring and management of biodiversity outside protected areas.
	Harmonize institutional mandates and functions as stipulated in the Constitution and various laws and policies
	Support operationalization of the National Wetlands Information System (NWIS) to enhance sustainable use of wetlands

C. DESCRIBE THE BUDGETED M & E PLAN:

1. The Project M&E Plan should include the following components (see M&E table 8 for details):

a) **Inception workshop**

Project inception workshop will be held within the first three months of project start with the project stakeholders. An overarching objective of the inception workshop is to assist the project team in understanding and taking ownership of the project’s objectives and outcomes. The inception workshop will be used to detail the roles, support services and complementary responsibilities of the CI-GEF Project Agency and the Executing Agency.

b) **Inception workshop Report**

The Executing Agency should produce an inception report documenting all changes and decisions made during the inception workshop to the project planned activities, budget, results framework, and any other key aspects of the project. The inception report should be produced within one month of the inception workshop, as it will serve as a key input to the timely planning and execution of project start-up and activities.

c) **Project Results Monitoring Plan** (Objective, Outcomes, and Outputs)

A Project Results Monitoring Plan will be developed by the Project Agency, which will include objective, outcome and output indicators, metrics to be collected for each indicator, methodology for data collection and analysis, baseline information, location of data gathering, frequency of data collection, responsible parties, and indicative resources needed to complete the plan. Appendix IV provides the Project Results Monitoring Plan table that will help complete this M&E component.

In addition to the objective, outcome, and output indicators, the Project Results Monitoring Plan table also includes all indicators identified in the Safeguard Plans prepared for the project, thus they will be consistently and timely monitored.

The monitoring of these indicators throughout the life of the project will be necessary to assess if the project has successfully achieved its expected results.

Baseline Establishment: in the case that all necessary baseline data has not been collected during the PPG phase, it will be collected and documented by the relevant project partners *within the first year* of project implementation.

d) **GEF Focal Area Tracking Tools**

The CC GEF Focal Area Tracking Tool was completed prior to submission for CEO approval and will be updated at the time of the terminal evaluation.

- e) **Project Steering Committee Meetings**
Project Steering Committee (PSC) meetings will be held annually, semi-annually, or quarterly, as appropriate. Meetings shall be held to review and approve project annual budget and work plans, discuss implementation issues and identify solutions, and to increase coordination and communication between key project partners. The meetings held by the PSC will be monitored and results adequately reported.
- f) **CI-GEF Project Agency Field Supervision Missions**
The CI-GEF PA will conduct annual visits to the project country and potentially to project field sites based on the agreed schedule in the project's Inception Report/Annual Work Plan to assess first hand project progress. Oversight visits will most likely be conducted to coincide with the timing of PSC meetings. Other members of the PSC may also join field visits. A Field Visit Report will be prepared by the CI-GEF PA staff participating in the oversight mission, and will be circulated to the project team and PSC members within one month of the visit.
- g) **Quarterly Progress Reporting**
The Executing Agency will submit quarterly progress reports to the CI-GEF Project Agency, including a budget follow-up and requests for disbursement to cover expected quarterly expenditures.
- h) **Annual Project Implementation Report (PIR)**
The Executing Agency will prepare an annual PIR to monitor progress made since project start and in particular for the reporting period (July 1st to June 30th). The PIR will summarize the annual project result and progress. A summary of the report will be shared with the Project Steering Committee.
- i) **Final Project Report**
The Executing Agency will draft a final report at the end of the project.
- j) **Independent Terminal Evaluation**
An independent Terminal Evaluation will take place within six months after project completion and will be undertaken in accordance with CI and GEF guidance. The terminal evaluation will focus on the delivery of the project's results as initially planned (and as corrected after the mid-term evaluation, if any such correction took place). The Executing Agency in collaboration with the PSC will provide a formal management answer to the findings and recommendations of the terminal evaluation.
- k) **Lessons Learned and Knowledge Generation**
Results from the project will be disseminated within and beyond the project intervention area through existing information sharing networks and forums. The project will identify and participate, as relevant and appropriate, in scientific, policy-based and/or any other networks, which may be of benefit to project implementation through lessons learned. The project will identify, analyze, and share lessons learned that might be beneficial in the design and implementation of similar future projects. There will be a two-way flow of information between this project and other projects of a similar focus.
- l) **Financial Statements Audit**
Annual Financial reports submitted by the executing Agency will be audited annually by external auditors appointed by the Executing Agency.

The Terms of References for the evaluations will be drafted by the CI-GEF PA in accordance with GEF requirements. The procurement and contracting for the independent evaluations will be handled by CI's General Counsel's Office. The funding for the evaluations will come from the project budget, as indicated at project approval.

Table 10: M&E Plan Summary


Type of M&E	Reporting Frequency	Responsible Parties	Indicative Budget from GEF (USD)
<i>a. Inception workshop and Report</i>	Within three months of signing of CI Grant Agreement for GEF Projects	<ul style="list-style-type: none"> • Project Team • Executing Agency • CI-GEF PA 	2,600
<i>b. Inception workshop Report</i>	Within one month of inception workshop	<ul style="list-style-type: none"> • Project Team • CI-GEF PA 	1,222
<i>c. Project Results Monitoring Plan (Objective, Outcomes and Outputs)</i>	Annually (data on indicators will be gathered according to monitoring plan schedule shown on Appendix IV)	<ul style="list-style-type: none"> • Project Team • CI-GEF PA 	21,347
<i>d. GEF Focal Area Tracking Tools</i>	i) Project development phase; ii) prior to project mid-term evaluation; and iii) project completion	<ul style="list-style-type: none"> • Project Team • Executing Agency • CI-GEF PA 	8,539
<i>e. Project Steering Committee Meetings</i>	Annually	<ul style="list-style-type: none"> • Project Team • Executing Agency • CI-GEF PA 	\$8,500
<i>f. CI-GEF Project Agency Field Supervision Missions</i>	Approximately annual visits	<ul style="list-style-type: none"> • CI-GEF PA 	n/a
<i>g. Quarterly Progress Reporting</i>	Quarterly	<ul style="list-style-type: none"> • Project Team • Executing Agency 	35,000
<i>h. Annual Project Implementation Report (PIR)</i>	Annually for year ending June 30	<ul style="list-style-type: none"> • Project Team 	13,000

		<ul style="list-style-type: none"> • Executing Agency • CI-GEF PA 	
<i>i. Project Completion Report</i>	Upon project operational closure	<ul style="list-style-type: none"> • Project Team • Executing Agency 	13,845
<i>j. Independent Terminal Evaluation</i>	CI Evaluation Office Project Team CI-GEF PA	<ul style="list-style-type: none"> • Evaluation field mission within three months prior to project completion. 	15,750
<i>k. Lessons Learned and Knowledge Generation</i>	Project Team Executing Agency CI-GEF PA	<ul style="list-style-type: none"> • At least annually 	13,200
<i>l. Financial Statements Audit</i>	Executing Agency CI-GEF PA	<ul style="list-style-type: none"> • Annually 	16,400

PART III: CERTIFICATION BY GEF PARTNER AGENCY(IES)

A. GEF Agency(ies) certification

This request has been prepared in accordance with GEF policies¹⁰ and procedures and meets the GEF criteria for CEO endorsement under GEF-6.

Agency Coordinator, Agency Name	Signature	Date (MM/dd/yyyy)	Project Contact Person	Telephone	Email Address
Miguel Morales		04/27/2018	Orissa Samaroo	7033412550	osamaroo@conservation.org

¹⁰ GEF policies encompass all managed trust funds, namely: GEFTF, LDCF, SCCF and CBIT
GEF6 CEO Endorsement /Approval Template-August2016

ANNEX A: PROJECT RESULTS FRAMEWORK (either copy and paste here the framework from the Agency document, or provide reference to the page in the project document where the framework could be found).

Objective:	To support Institutions in Uganda to respond to the Transparency Requirements of the Paris Agreement		
Indicator(s):	1. Functional and well-coordinated inter-sectoral Institutional arrangement for gender-disaggregated data collection, processing and sharing 2. Adequate skilled staff and equipment in place for effective and efficient reporting 3. GHG emission gender disaggregated data collected, processed and shared online.		
Expected Outcomes and Indicators	Project Baseline	End of Project Target	Expected Outputs and Indicators
Component 1: Establishing and strengthening the institutional arrangements for robust GHG emission inventory and MRV system.			
<p>Outcome 1.1.: Institutional arrangements for data collection and processing in 5 key sectors (agriculture and land use; forestry, energy, transport and waste) strengthened.</p> <p><i>Indicator 1.1.: Number of GHGI and MRV system framework for collecting, processing and sharing data identified, defined and elaborated</i></p> <p><i>Indicator 1.2.: Number of inter-sectoral arrangements on GHGI and MRV system</i></p> <p><i>Indicator 1.3.: Percentage increase in number of inter-sectoral interactions on GHGI and MRV data collection and processing in compliance with Paris Agreement and IPCC guidelines</i></p> <p><i>Indicator 1.4.: No of gender focal points integrated in the sector hubs for GHGI operations</i></p>	<p>1.1 Currently, there is no framework of cooperation and networking between CCD and the sector hubs (agriculture and land use; forestry, energy, transport and waste), and GHGI and MRV stakeholders including the public, private sector, civil society and academia.</p> <p>1.2 There are no institutional mechanisms to facilitate engagement between the sector hubs on collection of GHG data, sharing, processing and reporting in compliance to Paris Agreement and IPCC guidelines.</p> <p>1.3 Currently, there are no inter-sectoral interactions on GHGI and MRV</p> <p>1.4 Gender Focal Points are currently not aligned to the GHGI and MRV operations and no gender disaggregated data is being collected for the GHGI.</p>	<p>1.1 At least one (1) GHGI and MRV inter-ministerial coordination framework is institutionalized and operational for MWE/CCD's engagements with the sector hubs and GHGI and MRV stakeholders.</p> <p>1.2 At least four (4) inter-sectoral arrangements in place to facilitate engagements on GHGI and MRV</p> <p>1.3 At least 30% increase inter-sectoral communication on data collection, sharing, processing and transmission to CCD</p> <p>1.4 Gender considerations integrated in GHGI and MRV system operations</p>	<p>Output 1.1.1 Focal points in each of the 5 sectors defined, strengthened, institutionalized and functioning as hubs of data collection and processing</p> <p><i>Indicator 1.1.1.1: No of governance structures to strengthen Focal points in the sectors</i></p> <p>Target: A GHGI Committee with representation from participating sector/hubs/focal points established</p> <p><i>Indicator 1.1.1.2: No. of hubs for gender disaggregated data established</i></p> <p>Target: At least 5 hubs established to manage gender disaggregated GHG data across the 5 sectors</p> <p>Output 1.1.2.: Gender focal points on climate change in the key institutions strengthened</p> <p><i>Indicator 1.1.2.1.:No of Gender focal points</i></p>

			<p><i>sensitized and integrated in the sector hubs</i></p> <p>Target: At least 5 Gender focal points integrated in sector hubs</p> <p>Output 1.1:3.: Institutional arrangements for data collecting, processing and sharing formalized and operational</p> <p><i>Indicator 1.1.3.1: No of MoUs on data collection and sharing arrangements signed between MOWE and sectors</i></p> <p>Target: At least 4 MoUs signed by the sectors to operationalize the hubs with clear roles and responsibilities</p> <p><i>Indicator 1.1.3.2 No. of technical guides developed</i></p> <p>Target 1: At least one (1) data management needs report developed</p> <p>Target 2: At least one technical guide on intra and inter-sector data sharing developed</p> <p>Target 3: At least one information and knowledge guides developed</p> <p><i>Indicator 1.1.3.3 No. of meetings to strengthen data collection, processing and sharing</i></p> <p>Target: At least one inter-sectoral hub meeting held each quarter</p>
			<p>Output 1.1.4: Linkages between the hubs and the MWE for compliance to Paris agreement and IPCC guidelines established and</p>

			<p>strengthened</p> <p><i>Indicator 1.1.4.1: No of technical meetings held</i></p> <p>Target: At least one meeting facilitated for MWE and hubs to determine needs and share information every quarter</p> <p>Output 1.1.5: Framework for inter-ministerial coordination strengthened, and formal cooperation between government, CSOs, private sector and academia defined and institutionalized</p> <p><i>Indicator 1.1.5.1.: No of cooperation mechanisms between government GHGI and MRV stakeholders and non-state actors developed</i></p> <p>Target 1: An Inter-ministerial cooperation framework developed and operationalized through MoUs and regular meetings</p> <p>Target 2: A cooperation framework between MWE and private sector &CSO developed and operationalized MoUs and regular meetings</p> <p>Target 3: A cooperation framework between MWE and academia developed and operationalized MoUs and regular meetings</p>
Component 2: Building capacity of key stakeholders to collect, process and feed gender disaggregated data into the GHG emissions inventory system.			
Outcome 2.1.: Capacity of stakeholders built on data collection and processing protocols; and procurement of state-of-	2.1 The hubs have never been equipped to effectively respond to the national and IPCC requirements. MWE and hubs have never been trained on the use of the	2.1 At least 3 sectoral hubs equipped with standardized protocols, and state-of- the art equipment and tools	<p>Output 2.1.1,: Protocols for data collection and processing developed and certified</p> <p><i>Indicator 2.1.1.1: No. of protocols developed,</i></p>

<p>the art equipment and tools</p> <p><i>Indicator 2.1.: Number of sectoral hubs equipped with standardized protocols, and state-of- the art equipment and tools for MRV</i></p> <p><i>Indicator 2.2.: Number of technical staff trained in key emission sectors (agriculture and land use, energy, transport, and waste sectors) involved in GHG data collection, processing and sharing</i></p>	<p>state of the art equipment and tools for MRV system.</p> <p>2.2 It was established that training was never conducted for GHGI and MRV actors on collection of field data and gender disaggregated data. Basic training was however provided on processing and transmission of GHG data based on domestic MRV and compliance to the IPCC and national requirements.</p> <p>Also noted is that no standard protocols and tools are in place for collection and processing of GHG data by the hubs.</p>	<p>for MRV.</p> <p>2.2 At least 50 staff (at least 30% women) from MoWE and the hubs trained on data collection and sharing, gender disaggregated data, domestic MRV systems and compliance to the IPCC and national requirements</p>	<p><i>tested and certified</i></p> <p>Target 1: A compendium of robust MRV data protocols for the four sectors developed</p> <p>Target 2: At least 3 sector data protocols pre-tested</p> <p>Target 3: At least one sector data protocol and tool certified by quarter3</p> <p>Target 4: At least one ICT data collection and transmission tool developed</p> <p><i>Indicator 2.1.1.2: No. of technical reports developed</i></p> <p>Target 1: At least 1 needs and compliance report to IPCC and other national requirements developed</p> <p><i>Indicator 2.1.1.3: No. of hubs with capacity for timely reporting and communication</i></p> <p>Target: All hubs are equipped with materials and supplies to facilitate communication and timely response to MWE GHGI requirements each quarter.</p> <p>Output 2.1.2.: Field data teams from the key emission sectors convened and trained in collection, processing and transmission of GHG data.</p> <p><i>Indicator 2.1.2.1:No. of studies to strengthen capacity of field data teams</i></p> <p>Target 1: At least one training needs</p>
---	---	---	--

			<p>assessment across 5 sectors conducted</p> <p>Target 2: At least one survey conducted to assess the capacity of 5 hubs to collect, process and interpret gender disaggregated data</p> <p><i>Indicator 2.1.2.2.: No. of training manuals and plans developed</i></p> <p>Target 1: At least one training manual on integration of gender disaggregated data developed</p> <p>Target 2: At least one training manual and plan on field data collection, processing and transmission developed</p> <p>Output 2.1.3.: Staff from the hubs and MWE/CCD trained in domestic MRV systems, tracking NDCs, enhancement GHG inventories and emission projections</p> <p><i>Indicator 2.1.3.2: No of studies to understand training needs for staff from the hubs and MWE/CCD</i></p> <p>Target 1: At least 3 sector training needs studies conducted</p> <p><i>Indicator 2.1.3.3: No. of manuals and plans developed to address identified gaps</i></p> <p>Target 1: At least one training manual is developed</p> <p><i>Indicator 2.1.3.4: No of staff trained in</i></p>
--	--	--	--

		<p><i>domestic MRV systems and GHGs</i></p> <p>Target 1: At least 30 staff trained (at least 30% women) and mentored on quantification of emissions and removals and reporting and communication</p> <p>Target 2: At least 10 persons from hubs, PMU and MWE/CCD participate in exposure trips to 3 countries</p> <p>Output 2.1.4.: Lessons learned and best practices scaled out through exchange programs for stakeholders on transparency activities</p> <p><i>Indicator 2.1.4.1: No. of cross-sectoral meetings to share lessons and best practices</i></p> <p>Target 1: At least 1 cross sectoral consultation meeting held to enhance networking and learning</p> <p>Target 2: At least 3 cross sectoral field visits to enhance networking and learning</p> <p><i>Indicator 2.1.4.2: No of platforms created to facilitate knowledge sharing and learning on GHGI and MRV systems</i></p> <p>Target 1: At least one (1) public knowledge platform developed</p> <p><i>Indicator 2.1.4.3: No of persons trained on compilation and publication of dissemination materials</i></p> <p>Target 1: At least 12 staff trained (at least 30%</p>
--	--	--

		<p>women)</p> <p>Target 2: At least 6 publications on the project and transparency activities produced</p> <p><i>Indicator 2.2.4.4: No of stakeholder events to strengthen networking amongst GHGI and MRV actors</i></p> <p>Target 1: A national stakeholder Forum for GHGI and MRV launched</p> <p>Target 2: At least 2 publications produced annually to share information and knowledge</p> <p>Output 2.1.5 State of the Art Equipment and Tools procured</p> <p><i>Indicator 2.1.5.1: No of assessments to identify and or confirm equipment and tools per sector conducted</i></p> <p>Target 1: A review and assessment of current equipment in at least 3 sectors</p> <p><i>Indicator 2.1.5.2: No. of sectors for which state of the art equipment and tools are procured in response to needs and gaps identified</i></p> <p>Target 1: State of art equipment and tools procured for at least 3 sectors</p> <p><i>Indicator 2.1.5.3: No of equipment and tool maintenance plans developed</i></p> <p>Target 1: At least 2 sector equipment and tool maintenance plans developed</p>
--	--	---

			<p><i>Indicator 2.1.5.4: No of institutions equipped to provide project delivery support.</i></p> <p>Target 1: At least 2 institutions equipped</p>
Component 3: Testing and piloting the GHG emission inventory and MRV system.			
<p>Outcome 3.1 GHG inventory and MRV system functional</p> <p><i>Indicator 3.1.: Number of operational sectoral data systems feeding into a national GHGI and MRV system</i></p> <p><i>Indicator 3.2.: Number of hubs that are compliant to the national and global CBIT coordination platform reporting requirements</i></p>	<p>3.1 The national MRV system is not operational. What is in place at CCD-MWE is a National GHG Inventory System that is largely based on secondary data submitted by the hubs, and they are benchmarking the MRV process.</p> <p>3.2 No sector hub is currently meeting the IPCC reporting requirements 100%.</p>	<p>3.1.: A national state of the art and cost-effective MRV system in place and fully operational, based on at least 3 sectoral hub data systems.</p> <p>3.2.: At 4 of sectoral hubs that comply with national and CBIT reporting requirements.</p>	<p>Output 3.1.1: Data for GHG inventory and MRV system collected and fed into the global CBIT coordination platform</p> <p><i>Indicator 3.1.1.1: No of hubs facilitated to collect and transmit GHG data</i></p> <p>Target 1: At least 3 hubs facilitated to collect and transmit 100% of their data</p> <p><i>Indicator 3.1.1.2: No. of staff oriented on global CBIT coordination platform</i></p> <p>Target 1: At least 10 staff of MWE-CCD, AFRIL, PMU and hubs familiar with global CBIT (at least 30% women)</p> <p><i>Indicator 3.1.3.:No. of hubs that will be 100% compliant to CBIT based on Tier 2</i></p> <p>Target 1: At least 5 hubs are collecting, transmitting data in compliance to Tier 2 requirements</p> <p>Target 2: At least 4 sectors will have data and information on GEF tracking tool</p> <p>Output 3.1.2 : National inventory Green House Gas emissions (by sources) and by removals (by sinks) in place</p>

			<p><i>Indicator 3.1.2.1.:No. of hubs for which GHG inventories are in place</i></p> <p>Target 1: At least 4 hubs with GHGIs in place</p> <p>Target 2: At least 4 hubs are facilitated to do a C-accounting (emissions and removals)</p> <p>Target 3: At least 4 hubs facilitated to analyze, interpret and disseminate data to support national reporting and policy processes</p> <p>Output 3.1.3: National Inventory of Green House Gas emissions (by sources) and by removals (by sinks) made publicly available.</p> <p><i>Indicator 3.1.3.1: No. of stakeholders aware of the GHGI system and outputs</i></p> <p>Target 1: At least 5 policy briefs developed and disseminated by sector</p> <p>Target 2: At least 50 stakeholders participate at national GHGI and MRV system launch.</p> <p><i>Indicator 3.1.4.1: No of public finance options identified and mobilized for GHG and MRV capacity development</i></p> <p>Target 1: At least 2 project proposals developed</p>
Objective:	To support Institutions in Uganda to respond to the Transparency Requirements of the Paris Agreement		
Indicator(s):	1. Functional and well-coordinated inter-sectoral Institutional arrangement for gender-disaggregated data collection, processing and sharing		

	<p>2. Adequate skilled staff and equipment in place for effective and efficient reporting</p> <p>3. GHG emission gender disaggregated data collected, processed and shared online.</p>		
Expected Outcomes and Indicators	Project Baseline	End of Project Target	Expected Outputs and Indicators
Component 1: Establishing and strengthening the institutional arrangements for robust GHG emission inventory and MRV system.			
<p>Outcome 1.1.: Institutional arrangements for data collection and processing in 5 key sectors (agriculture and land use; forestry, energy, transport and waste) strengthened.</p> <p><i>Indicator 1.1.: Number of GHGI and MRV system framework for collecting, processing and sharing data identified, defined and elaborated</i></p> <p><i>Indicator 1.2.: Number of inter-sectoral arrangements on GHGI and MRV system</i></p> <p><i>Indicator 1.3.: Percentage increase in number of inter-sectoral interactions on GHGI and MRV data collection and processing in compliance with Paris Agreement and IPCC guidelines</i></p> <p><i>Indicator 1.4: No of gender focal points integrated in the sector hubs for GHGI operations</i></p>	<p>1.1 Currently, there is no framework of cooperation and networking between CCD and the sector hubs (agriculture and land use; forestry, energy, transport and waste), and GHGI and MRV stakeholders including the public, private sector, civil society and academia.</p> <p>1.2 There are no institutional mechanisms to facilitate engagement between the sector hubs on collection of GHG data, sharing, processing and reporting in compliance to Paris Agreement and IPCC guidelines.</p> <p>1.3 Currently, there are no inter-sectoral interactions on GHGI and MRV</p> <p>1.4 Gender Focal Points are currently not aligned to the GHGI and MRV operations and no gender disaggregated data is being collected for the GHGI.</p>	<p>1.1 At least one (1) GHGI and MRV inter-ministerial coordination framework is institutionalized and operational for MWE/CCD's engagements with the sector hubs and GHGI and MRV stakeholders.</p> <p>1.2 At least four (4) inter-sectoral arrangements in place to facilitate engagements on GHGI and MRV</p> <p>1.3 At least 30% increase inter-sectoral communication on data collection, sharing, processing and transmission to CCD</p> <p>1.4 Gender considerations integrated in GHGI and MRV system operations</p>	<p>Output 1.1.1 Focal points in each of the 5 sectors defined, strengthened, institutionalized and functioning as hubs of data collection and processing</p> <p><i>Indicator 1.1.1.1: No of governance structures to strengthen Focal points in the sectors</i></p> <p>Target: A GHGI Committee with representation from participating sector/hubs/focal points established</p> <p><i>Indicator 1.1.1.2: No. of hubs for gender disaggregated data established</i></p> <p>Target: At least 5 hubs established to manage gender disaggregated GHG data across the 5 sectors</p> <p>Output 1.1.2.: Gender focal points on climate change in the key institutions strengthened</p> <p><i>Indicator 1.1.2.1.:No of Gender focal points sensitized and integrated in the sector hubs</i></p> <p>Target: At least 5 Gender focal points</p>

			<p>integrated in sector hubs</p> <p>Output 1.1.3.: Institutional arrangements for data collecting, processing and sharing formalized and operational</p> <p><i>Indicator 1.1.3.1: No of MoUs on data collection and sharing arrangements signed between MOWE and sectors</i></p> <p>Target: At least 4 MoUs signed by the sectors to operationalize the hubs with clear roles and responsibilities</p> <p><i>Indicator 1.1.3.2 No. of technical guides developed</i></p> <p>Target 1: At least one (1) data management needs report developed</p> <p>Target 2: At least one technical guide on intra and inter-sector data sharing developed</p> <p>Target 3: At least one information and knowledge guides developed</p> <p><i>Indicator 1.1.3.3 No. of meetings to strengthen data collection, processing and sharing</i></p> <p>Target: At least one inter-sectoral hub meeting held each quarter</p>
			<p>Output 1.1.4: Linkages between the hubs and the MWE for compliance to Paris agreement and IPCC guidelines established and strengthened</p>

			<p><i>Indicator 1.1.4.1: No of technical meetings held</i></p> <p>Target: At least one meeting facilitated for MWE and hubs to determine needs and share information every quarter</p> <p>Output 1.1.5: Framework for inter-ministerial coordination strengthened, and formal cooperation between government, CSOs, private sector and academia defined and institutionalized</p> <p><i>Indicator 1.1.5.1: No of cooperation mechanisms between government GHGI and MRV stakeholders and non-state actors developed</i></p> <p>Target 1: An Inter-ministerial cooperation framework developed and operationalized through MoUs and regular meetings</p> <p>Target 2: A cooperation framework between MWE and private sector & CSO developed and operationalized MoUs and regular meetings</p> <p>Target 3: A cooperation framework between MWE and academia developed and operationalized MoUs and regular meetings</p>
Component 2: Building capacity of key stakeholders to collect, process and feed gender disaggregated data into the GHG emissions inventory system.			
<p>Outcome 2.1.: Capacity of stakeholders built on data collection and processing protocols; and procurement of state-of-the art equipment and tools</p> <p><i>Indicator 2.1.: Number of sectoral hubs</i></p>	<p>2.1 The hubs have never been equipped to effectively respond to the national and IPCC requirements. MWE and hubs have never been trained on the use of the state of the art equipment and tools for</p>	<p>2.1 At least 3 sectoral hubs equipped with standardized protocols, and state-of- the art equipment and tools for MRV.</p> <p>2.2 At least 50 staff from MoWE and</p>	<p>Output 2.1.1.: Protocols for data collection and processing developed and certified</p> <p><i>Indicator 2.1.1.1: No. of protocols developed, tested and certified</i></p>

<p><i>equipped with standardized protocols, and state-of-the-art equipment and tools for MRV</i></p> <p><i>Indicator 2.2.: Number of technical staff trained in key emission sectors (agriculture and land use, energy, transport, and waste sectors) involved in GHG data collection, processing and sharing</i></p>	<p>MRV system.</p> <p>2.2 It was established that training was never conducted for GHGI and MRV actors on collection of field data and gender disaggregated data. Basic training was however provided on processing and transmission of GHG data based on domestic MRV and compliance to the IPCC and national requirements.</p> <p>Also noted is that no standard protocols and tools are in place for collection and processing of GHG data by the hubs.</p>	<p>the hubs trained on data collection and sharing, gender disaggregated data, domestic MRV systems and compliance to the IPCC and national requirements</p>	<p>Target 1: A compendium of robust MRV data protocols for the four sectors developed</p> <p>Target 2: At least 3 sector data protocols pre-tested</p> <p>Target 3: At least one sector data protocol and tool certified by quarter3</p> <p>Target 4: At least one ICT data collection and transmission tool developed</p> <p><i>Indicator 2.1.1.2: No. of technical reports developed</i></p> <p>Target 1: At least 1 needs and compliance report to IPCC and other national requirements developed</p> <p><i>Indicator 2.1.1.3: No. of hubs with capacity for timely reporting and communication</i></p> <p>Target: All hubs are equipped with materials and supplies to facilitate communication and timely response to MWE GHGI requirements each quarter.</p> <p>Output 2.1.2.: Field data teams from the key emission sectors convened and trained in collection, processing and transmission of GHG data.</p> <p><i>Indicator 2.1.2.1:No. of studies to strengthen capacity of field data teams</i></p> <p>Target 1: At least one training needs assessment across 5 sectors conducted</p>
---	--	--	---

		<p>Target 2: At least one survey conducted to assess the capacity of 5 hubs to collect, process and interpret gender disaggregated data</p> <p><i>Indicator 2.1.2.2.: No. of training manuals and plans developed</i></p> <p>Target 1: At least one training manual on integration of gender disaggregated data developed</p> <p>Target 2: At least one training manual and plan on field data collection, processing and transmission developed</p> <p>Output 2.1.3.: Staff from the hubs and MWE/CCD trained in domestic MRV systems, tracking NDCs, enhancement GHG inventories and emission projections</p> <p><i>Indicator 2.1.3.2: No of studies to understand training needs for staff from the hubs and MWE/CCD</i></p> <p>Target 1: At least 3 sector training needs studies conducted</p> <p><i>Indicator 2.1.3.3: No. of manuals and plans developed to address identified gaps</i></p> <p>Target 1: At least one training manual is developed</p> <p><i>Indicator 2.1.3.4: No of staff trained in domestic MRV systems and GHGs</i></p> <p>Target 1: At least 30 staff trained and</p>
--	--	--

			<p>mentored on quantification of emissions and removals and reporting and communication</p> <p>Target 2: At least 10 persons from hubs, PMU and MWE/CCD participate in exposure trips to 3 countries</p> <p>Output 2.1.4.: Lessons learned and best practices scaled out through exchange programs for stakeholders on transparency activities</p> <p><i>Indicator 2.1.4.1: No. of cross-sectoral meetings to share lessons and best practices</i></p> <p>Target 1: At least 1 cross sectoral consultation meeting held to enhance networking and learning</p> <p>Target 2: At least 3 cross sectoral field visits to enhance networking and learning</p> <p><i>Indicator 2.1.4.2: No of platforms created to facilitate knowledge sharing and learning on GHGI and MRV systems</i></p> <p>Target 1: At least one (1) public knowledge platform developed</p> <p><i>Indicator 2.1.4.3: No of persons trained on compilation and publication of dissemination materials</i></p> <p>Target 1: At least 12 staff trained</p> <p>Target 2: At least 6 publications on the project and transparency activities produced</p>
--	--	--	--

		<p><i>Indicator 2.2.4.4: No of stakeholder events to strengthen networking amongst GHGI and MRV actors</i></p> <p>Target 1: A national stakeholder Forum for GHGI and MRV launched</p> <p>Target 2: At least 2 publications produced annually to share information and knowledge</p> <p>Output 2.1.5 State of the Art Equipment and Tools procured</p> <p><i>Indicator 2.1.5.1: No of assessments to identify and or confirm equipment and tools per sector conducted</i></p> <p>Target 1: A review and assessment of current equipment in at least 3 sectors</p> <p><i>Indicator 2.1.5.2: No. of sectors for which state of the art equipment and tools are procured in response to needs and gaps identified</i></p> <p>Target 1: State of art equipment and tools procured for at least 3 sectors</p> <p><i>Indicator 2.1.5.3: No of equipment and tool maintenance plans developed</i></p> <p>Target 1: At least 2 sector equipment and tool maintenance plans developed</p> <p><i>Indicator 2.1.5.4: No of institutions equipped to provide project delivery support.</i></p> <p>Target 1: At least 2 institutions equipped</p>
--	--	--

Component 3: Testing and piloting the GHG emission inventory and MRV system.			
<p>Outcome 3.1 GHG inventory and MRV system functional</p> <p><i>Indicator 3.1.: Number of operational sectoral data systems feeding into a national GHGI and MRV system</i></p> <p><i>Indicator 3.2.: Number of hubs that are compliant to the national and global CBIT coordination platform reporting requirements</i></p>	<p>3.1 The national MRV system is not operational. What is in place at CCD-MWE is a National GHG Inventory System that is largely based on secondary data submitted by the hubs, and they are benchmarking the MRV process.</p> <p>3.2 No sector hub is currently meeting the IPCC reporting requirements 100%.</p>	<p>3.1.: A national state of the art and cost-effective MRV system in place and fully operational, based on at least 3 sectoral hub data systems.</p> <p>3.2.: At 4 of sectoral hubs that comply with national and CBIT reporting requirements.</p>	<p>Output 3.1.1: Data for GHG inventory and MRV system collected and fed into the global CBIT coordination platform</p> <p><i>Indicator 3.1.1.1: No of hubs facilitated to collect and transmit GHG data</i></p> <p>Target 1: At least 3 hubs facilitated to collect and transmit 100% of their data</p> <p><i>Indicator 3.1.1.2: No. of staff oriented on global CBIT coordination platform</i></p> <p>Target 1: At least 10 staff of MWE-CCD, AFRII, PMU and hubs familiar with global CBIT</p> <p><i>Indicator 3.1.3.:No. of hubs that will be 100% compliant to CBIT based on Tier 2.</i></p> <p>Target 1: At least 5 hubs are collecting, transmitting data in compliance to Tier 2 requirements.</p> <p>Target 2: At least 4 sectors will have data and information on GEF tracking tool</p> <p>Output 3.1.2 : National inventory Green House Gas emissions (by sources) and by removals (by sinks) in place</p> <p><i>Indicator 3.1.2.1.:No. of hubs for which GHG inventories are in place</i></p> <p>Target 1: At least 4 hubs with GHGIs in place</p> <p>Target 2: At least 4 hubs are facilitated to do a C-accounting (emissions and removals)</p> <p>Target 3: At least 4 hubs facilitated to analyze,</p>

			<p>interpret and disseminate data to support national reporting and policy processes</p> <p>Output 3.1.3: National Inventory of Green House Gas emissions (by sources) and by removals (by sinks) made publicly available.</p> <p><i>Indicator 3.1.3.1: No. of stakeholders aware of the GHGI system and outputs</i></p> <p>Target 1: At least 5 policy briefs developed and disseminated by sector</p> <p>Target 2: At least 50 stakeholders participate at national GHGI and MRV system launch.</p> <p><i>Indicator 3.1.4.1: No of public finance options identified and mobilized for GHG and MRV capacity development</i></p> <p>Target 1: At least 2 project proposals developed</p>
--	--	--	---

ANNEX B: RESPONSES TO PROJECT REVIEWS (from GEF Secretariat and GEF Agencies, and Responses to Comments from Council at work program inclusion and the Convention Secretariat and STAP at PIF).

The submission of the previous-Second National Communication to the UNFCCC was provided as December, 2015 and that the submission of the third NC is in advanced stages. CBIT will help Uganda track its NDC by improving its GHG inventory and data Management system. It will also help alleviate the capacity constraints put forward in the country's most recent National Communication. Following access of funding for the preparation of the Biennial Update Report (BUR), the government of Uganda intends to use CBIT funding to improve technical and technological capacity of CCD and the sector hubs to collect, process and produce reports (e.g. the National Communication and BUR) in a timely manner.

Regarding the 'Risks', as it relates to the identified political risks and governance related risks, a mitigation measure was accordingly added i.e. by improving inter-ministerial co-ordination, chances that the project will suffer from political and governance issues should be reduced.

Clarification on how the CBIT will help the country track progress regarding the implementation of its NDC under the Paris Agreement and improve its ambition on GHG emission reductions over time, by looping back data and information gained through enhanced MRV capacity into policy and decision-making processes, including for instance as it relates to information as to where the most cost-efficient GHG mitigation options exist among others has been included. Also the inter-ministerial coordination mechanism will also ensure that project results and NDC tracking information is higher up on the agenda of other ministries, which could be helpful in raising awareness on potential GHG mitigation options in those ministries. In component 1, formation of inter-ministerial coordination mechanism which will help ensure that established capacity is more sustainable in the long term by avoiding that changes in one ministry would undo or negatively impact the established/strengthened capacity resulting from this project has been done.

The CBIT Global Coordination Platform, to ensure that information is being fed back into the platform has been covered under component 3.

In the table on Global Environmental Benefits, the GHG emission reduction estimates has been removed and an explanation of how GHG emission reductions could be achieved as part of this CBIT.

ANNEX C: STATUS OF IMPLEMENTATION OF PROJECT PREPARATION ACTIVITIES AND THE USE OF FUNDS¹¹

A. Provide detailed funding amount of the PPG activities financing status in the table below:

PPG Grant Approved at PIF: 50000			
<i>Project Preparation Activities Implemented</i>	<i>GETF/LDCF/SCCF/CBIT Amount (\$)</i>		
	<i>Budgeted Amount</i>	<i>Amount Spent To date</i>	<i>Amount Committed</i>
Developing project preparation grant (PPG) workplan (Inception report)	4,409.80	4,409.80	0
Literature review and inception background development (First draft of ProDoc)	4,409.80	4,409.80	0
Continued Stakeholder consultations and ProDoc drafting (Second draft of ProDoc)	6,959.80	6,959.80	0
Continued Stakeholder consultations and ProDoc finalization (Final draft of all documents)	11,369.60	0	11,369.60
Total	27,149.00	15,779.40	11,369.60

¹¹ If at CEO Endorsement, the PPG activities have not been completed and there is a balance of unspent fund, Agencies can continue to undertake the activities up to one year of project start. No later than one year from start of project implementation, Agencies should report this table to the GEF Secretariat on the completion of PPG activities and the amount spent for the activities. Agencies should also report closing of PPG to Trustee in its Quarterly Report.

ANNEX D: CALENDAR OF EXPECTED REFLOWS (if non-grant instrument is used)

Provide a calendar of expected reflows to the GEF/LDCF/SCCF/CBIT Trust Funds or to your Agency (and/or revolving fund that will be set up)

NA

CI-GEF PROJECT AGENCY

GEF Project Document

Strengthening the Capacity of Institutions in Uganda to Comply with the Transparency Requirements of the Paris Agreement

Uganda/East Africa

Version Submitted

27

27th April, 2018

PROJECT INFORMATION

PROJECT TITLE:	Strengthening the Capacity of Institutions in Uganda to Comply with the Transparency Requirements of the Paris Agreement		
PROJECT OBJECTIVE:	To support Institutions in Uganda to respond to the Transparency Requirements of the Paris Agreement		
PROJECT OUTCOMES:	1.1: Institutional arrangements for data collection and processing in 5 key sectors (agriculture and land use; forestry, energy, transport and waste) strengthened; 2.1: Capacity of stakeholders built on data collection and processing protocols; and procurement of state-of- the art equipment and tools; 3.1: GHG inventory and MRV system functional.		
COUNTRY(IES):	Uganda	GEF ID:	9814
GEF AGENCY(IES):	Conservation International	CI CONTRACT ID:	
OTHER EXECUTING PARTNERS:	Ministry of Water and Environment, Uganda, Africa Innovations Institute/Vital Signs	DURATION IN MONTHS:	18 months
GEF FOCAL AREA(S):	Climate Change	START DATE (mm/yyyy):	07/2018
INTEGRATED APPROACH PILOT:	n/a	END DATE (mm/yyyy):	01/2020
NAME OF PARENT PROGRAM:	n/a	PRODOC SUBMISSION DATE:	26 th April, 2018
RE-SUBMISSION DATE(S):			

FUNDING SOURCE	AMOUNT (USD)
GEF PROJECT FUNDING:	1,100,000
PPG FUNDING:	54,500
TOTAL GEF GRANT:	1,154,500
CO-FINANCING 1:MINISTRY OF WATER AND ENVIRONMENT	350,000
CO-FINANCING 2:CONSERVATION INTERNATIONAL	10,000
CO-FINANCING 3:AFRICA INNOVATION INSTITUTE	259,455
TOTAL CO-FINANCING :	619,455
TOTAL PROJECT COST:	1,773,955

TABLE OF CONTENTS

LIST OF APPENDICES	3
SECTION 1: PROJECT SUMMARY	7
SECTION 2: PROJECT CONTEXT.....	9
A. Geographic Scope.....	9
B. Environmental Context and Global Significance	10
C. Socio-Economic and Cultural Context	12
D. Global Environmental Problems and Root Causes.....	14
F. Current Baseline (Business-as-Usual Scenario) / Future Scenarios without the Project.....	1
G. Alternatives to the Business-as-Usual Scenario.....	2
SECTION 3: PROJECT STRATEGY	5
A. Objective, Components, Expected Outcomes, Targets, and Outputs.....	5
B. Associated Baseline Projects.....	13
C. Incremental Cost Reasoning	15
E. Socio-Economic Benefits.	16
F. Risk Assessment and Mitigation	17
G. Sustainability.....	18
H. Innovativeness.....	19
I. Replicability and Potential for Scaling Up.....	19
J. Consistency with National Priorities, Plans, Policies and Legal Frameworks	19
K. Consistency with GEF Focal Area and/or Fund(s) Strategies.....	22
L. Linkages with other GEF Projects and Relevant Initiatives.....	22
M. Consistency and Alignment with CI Institutional Priorities	23
N. Communications and Knowledge Management.....	24
O. Lessons Learned During the PPG Phase and from other Relevant GEF Projects	24
SECTION 4: COMPLIANCE WITH CI-GEF PROJECT AGENCY’S ENVIRONMENTAL AND SOCIAL MANAGEMENT FRAMEWORK (ESMF).....	25
A. Safeguards Screening Results and Categorization	25
C. Compliance with Safeguard Recommendations	27
SECTION 5: IMPLEMENTATION AND EXECUTION ARRANGEMENTS FOR PROJECT MANAGEMENT	27
A. Execution Arrangements and Partners.....	27
B. Project Execution Organizational Chart.....	29
SECTION 6: MONITORING AND EVALUATION PLAN	30

A. Monitoring and Evaluation Roles and Responsibilities	30
B. Monitoring and Evaluation Components and Activities.....	30
SECTION 7: PROJECT BUDGET AND FINANCING	34
A. Overall Project Budget.....	34
B. Overall Project Co-financing	35

LIST OF FIGURES

Figure 1: Uganda’s Main Topographic and Physiographic Features.....	7
Figure 2: Current GHGI and MRV Institutional Set up	22
Figure 3: Project Organogram.....	52

LIST OF TABLES

Table 1: Emissions in the Energy and Transport Sectors.....	10
Table 2: Assessment of Barriers to Meeting the requirements of the enhanced transparency framework of the Paris Agreement in Uganda.....	18
Table 3: A Proxy Indicator of the Cost effectiveness of the proposed scenarios.....	25
Table 4: Summary of GHGI and MRV Associated Projects in Uganda.....	35
Table 5: Risk Assessment and Mitigation Planning.....	40
Table 6: Consistency with National Priorities, Plans, and Policies.....	42
Table 7: Other Relevant Projects and Initiatives.....	44
Table 8: Safeguard Screening Results.....	48
Table 9: Safeguard Categorization.....	49
Table 10: M&E Plan Summary.....	55
Table 11: Planned Project Budget by Component.....	57
Table 12: Planned Project Budget by Year.....	57
Table 13: Committed Cash and In-kind co-financing (USD).....	58

LIST OF APPENDICES

APPENDIX I: Project Results Framework

APPENDIX II: Project Timeline

APPENDIX III: Project Results Monitoring Plan

APPENDIX IV: GEF Tracking Tool by Focal Area

APPENDIX V: Safeguard Screening Form and Analysis

APPENDIX VI: Safeguard Compliance Plans

APPENDIX VII: Detailed Project Budget

APPENDIX VIII: Co-financing Commitment Letters

ACRONYMS & ABBREVIATIONS

AFOLU:	Agriculture, Forestry and Other Land Use
CBIT:	Capacity Building Initiative for Transparency
CCD:	Climate Change Department
DWRM:	Directorate of Water Resources Management
GEF:	Global Environment Facility
GGGI	Global Green Growth Institute
GHG:	Green House Gases
ICAT:	Initiative for Climate Action Transparency
IPCC:	Inter-Government Panel on Climate Change
KCCA:	Kampala City Council Authority
LECB-U:	Low Emission Capacity Building-Uganda
LULUCF:	Land use, land-use change and forestry
MAAIF	Ministry of Agriculture Animal Industry and Fisheries
MOFPED	Ministry of Finance Planning and Economic Development
MOWE:	Ministry of Water and Environment
MOWT:	Ministry of Water and Transport
NDC:	Nationally Determined Contribution
NEMA:	National Environmental Management Authority
NWSC:	National Water and Sewerage Corporation
PATPA:	Partnership on Transparency in the Paris Agreement
RCP:	Representative Concentration Pathway
REDD+:	Reduced Emissions from Deforestation and Forest Degradation+
SNC:	Second National Communication
UBOS:	Uganda Bureau of Statistics
UBOS:	Uganda Bureau of Statistics
UNBS:	Uganda National Bureau of Standards
UNCCP:	Uganda National Climate Change Policy
UNDP:	United Nations Development Programme
UNFCCC:	United Nations Framework Convention on Climate Change

GLOSSARY OF TERMS

<p>MRV</p>	<p><i>MRV describes the process of measuring data on GHG emissions and/or other key parameters of mitigation actions (e.g. green jobs, women, health improvements, reduced costs, etc), compiling and reporting this information to designated national and international authorities, and then subjecting this reported data to a third-party review and verification. MRV systems are key elements for ensuring greater transparency, accuracy, and comparability of national and international efforts to measure progress towards mitigation objectives in order to identify good practice, foster a learning process, and allow for international benchmarking.</i></p>
<p>INDC</p>	<p><i>Intended Nationally Determined Contributions under the UNFCCC refers to reductions in GHG emissions that all countries that signed up agreed to publish in the lead up to the 2015 UNCCC held in Paris, France in December 2015. It was based on flexibility between "quantified emissions limitation and reduction objective" and "nationally appropriate mitigation actions" (NAMAs) that the Kyoto Protocol used to describe the different legal obligations of developed and developing countries. Once the Paris Agreement is ratified, the INDC become NDC hence GHG targets under the UNFCCC for both developed and developing countries.</i></p>
<p>Gender Mainstreaming</p>	<p><i>Gender Mainstreaming refers to the process of assessing the implications for women and men of any planned action. It is a strategy for making women's as well as men's concerns and experiences an integral dimension of the design, implementation, monitoring and evaluation of policies and programmes in all political, economic and social spheres so that women and men benefit equally, and inequality is not perpetrated. The ultimate goal is to achieve gender equality." UN Economic and Social Council 1997</i></p>
<p>Tier 1</p>	<p><i>Tier 1 uses simple tools and methods, scale is very coarse (global data sets) and indirect estimates based on default emission factors. Reporting under this tier is currently used due to low cost, requires minimal capacity. Tier 1 provides least accurate estimates of emissions (sources) and removals (sinks). Source: IPCC (2003). *Minimum level as per IPCC.</i></p>
<p>Tier 2</p>	<p><i>Tier 2 uses advanced tools and methods (e.g. RS, field inventories). The scale is of high resolution and disaggregate and uses emission factors and activity data (specific). There is the better estimate of emissions and, removals are registered at moderate costs and capacity.</i></p>
<p>Tier 3</p>	<p><i>Tier 3 uses higher order methods, models and inventories with measurement systems driven by high resolution. Actual inventories are done with repeated direct measurements over time-panel data. Scale- uses specific, disaggregated and detailed/fine resolution & complex modeling. This reporting ensures good results for baselines, emissions and</i></p>

	<i>removals but is very demanding in terms of costs, high analytical capacity and skills. It optimizes the ability to monetize carbon using full C-accounting models.</i>
--	---

CI-GEF PROJECT AGENCY

Strengthening the Capacity of Institutions in Uganda to Comply with the Transparency Requirements of the Paris Agreement

PROJECT DOCUMENT

SECTION 1: PROJECT SUMMARY

1. Uganda is a party to the UNFCCC convention and signatory to the Paris Agreement. The Paris Agreement requested the GEF to support the establishment and operationalization of the Capacity Building Initiative for Transparency (CBIT) to assist developing countries in meeting the enhanced transparency requirements of the agreement in both the pre- and post-2020 period. The CBIT aims to enable countries to establish or strengthen their in-house capacity to track progress on national commitments made under the Paris Agreement and also to produce more comprehensive and accurate reports capturing their implementation in the medium to long-term. Article 13 of the 2015 Paris Agreement establishes the Enhanced Transparency Framework (UNFCCC 2015). The framework was established to enable the tracking, comparing and understanding of national commitments worldwide to fight climate change. The “transparency framework” requires countries to regularly provide: (i) A national inventory of greenhouse gas emissions (by sources) and removals (by sinks) (ii) Information necessary to track progress toward achieving their Nationally Determined Contribution (NDC) (iii) Information related to climate change impacts and adaptation (iv) Information on financial, technology transfer and capacity building support needed and received and (v) Information on any support they provide to developing countries.
2. This project defines three main components to overcome the critical barriers to the achievement of the requirements of Article 13 of the 2015 Paris Agreement by Uganda. The components were identified through an earlier assessment of the potential to establish a MRV system by the Ministry of Water and Environment (MWE) and additionally through a systematic review of literature, secondary information, profession/expert consultations and MRV workshop discussions. These components will focus on: a) addressing the weak inter-institutional collaboration among the MRV stakeholders, b) technical and capacity building to overcome human capacity and technology shortcomings; and c) strengthening the GHG inventory and pilot-testing the transitioning of the MRV system from tier 1 to tier 2/3 reporting. These components are inter-linked with activities that inform each other. The stakeholders have agreed to focus initially on the four sectors (Agriculture and Land Use, Energy, Transport and Waste) that are affected by climate change and already have MRV plans. Forestry is an additional sector implementing the REDD+ program and was included to enhance learning and improve sectoral coordination because of its mitigation potential.
3. **Component 1:** Establishing and strengthening the institutional arrangements for robust GHG emission inventory and MRV system. This component addresses strengthening institutional governance (cooperation framework) and coordination (networking) across the participating sectors of agriculture, energy, forestry, transport and waste. MWE with support from the Africa Innovation Institute (AfrII) will lead the institutional strengthening across all the levels to enhance cross-sectoral learning. Some aspects of institutional coordination and networking involving capacity building will be addressed in Components 2 and 3.

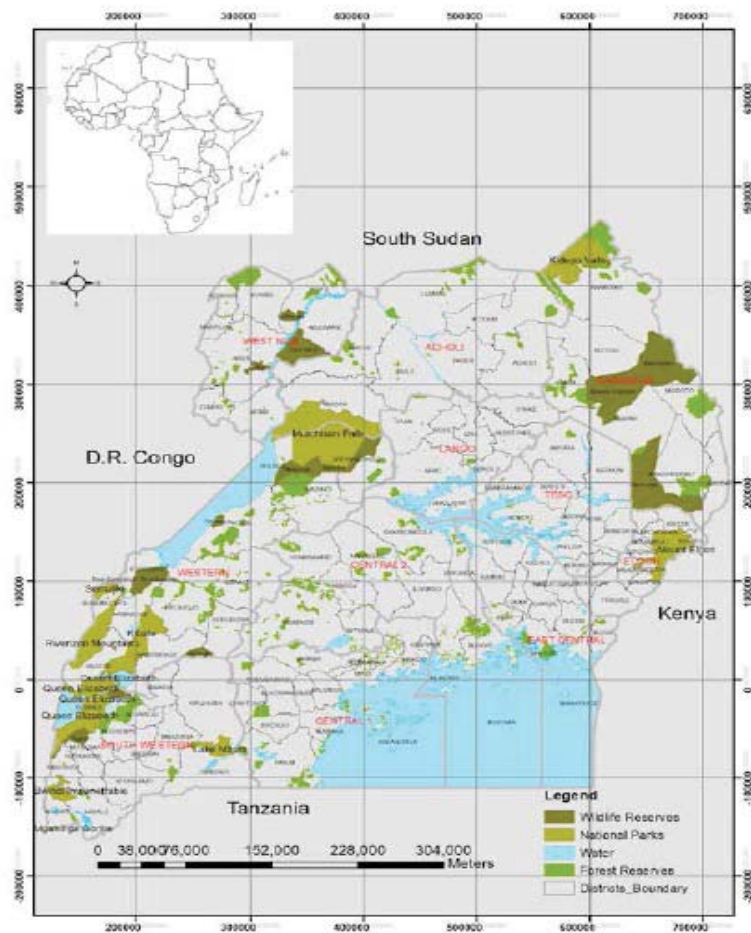
4. **Component 2:** Building capacity for key stakeholders to collect, process and feed gender disaggregated data into the GHG emissions inventory system. The major activities will emphasize data quality planning, control and assurance through building institutional and technical expertise of the MWE-Climate Change Department (CCD) and the sector hubs including the state and non-state actor stakeholders in data collection and processing and reporting. For building technical expertise of MWE and sector hubs as well as their MRV stakeholders, a team of experts, including on gender, will be constituted to conduct a training needs assessment and confirm the skills gaps, and develop the training plan and manuals. This work will build on past and ongoing efforts including a gender and climate change in education curriculum to promote gender-sensitive approaches to climate change action. Training workshops will be conducted for MWE and the sector hubs as well as staff for each sector. Staff exposure and learning trips will be organized to countries with more advanced and functional MRV systems to enhance skills and learning, while lessons learned, and best practices will be synthesized and documented across the participating sectors.
5. A key aspect of this CBIT is to strengthen the technological capacity of MWE/CCD-sector hubs of the GHG Inventory platform to transition into a domestic MRV system, tracking NDCs, with increased compliance of reporting on sources and sinks based on agreed principles. Capacity strengthening with the state-of-the art technology, equipment and tools will be preceded with a reconfirmation of the equipment needs identified at the PPG stage. The Hubs will be equipped to collect, process and transmit data, and improve communication and learning on GHG and MRV. MWE will be equipped in areas of processing, interpretation, and reporting based on the identified need. This activity will be implemented hand in hand with component 3.
6. **Component 3:** Testing and piloting the GHG emission inventory and MRV system. This component will ensure that data from the GHG inventory and MRV system will be fed into the global CBIT coordination platform using standard templates. There are various state of the art technologies available in developed and developing countries that can be transferred to Uganda. MWE and Afril will participate in testing and piloting protocols for data collection, analysis and transmission to the CBIT Global Coordination Platform. The existing National GHG Inventory by sources (emissions) and by removals (sinks) will be facilitated to transition from tier 1 to tier 2. Tools, protocols and technologies including ICT will be pilot tested using existing data in sector hubs and other MRV stakeholders to transition from tier 1 to tier 2 reporting. Technical support will be provided to the sector hubs to provide an account of the quantity of emissions and removals across the participating sectors. Quality control and assurance through testing and piloting of protocols is a key output at this stage, as well as training and equipping the data collection, transmission and processing for the GHGI and MRV system. Existing data protocols (collection and processing) will be reviewed for their compliance with IPCC and other national requirements/guidelines. The data protocols will be developed, pre-tested and certified by the Uganda Bureau of Statistics (UBOS) and relevant parties. Innovations in field level data collection and processing models will be explored to enhance GHG primary data collection, processing and transmission.
7. In addition, the GHG technical teams will be facilitated to track the nationally determined contributions (NDCs). Policy briefs will be developed to support decision-making processes in the relevant ministries and government agencies, CSOs and academia. The opening of the MRV system to the public will be facilitated. Financing for MRV development remains a critical element to assure the sustainable and progressive development of the GHGI and MRV in Uganda. A review will be made of available financing mechanisms and sources, and project proposals developed to support Uganda's future capacity development needs for GHGI and MRV systems.

SECTION 2: PROJECT CONTEXT

A. Geographic Scope

- Uganda is a landlocked country in East Africa that lies astride the Equator. The country has a total surface area of 241,550 km² of which 41,743 km² (17.2 %) is occupied by open water and swamps, and 199,807 km² is land. The country experiences a tropical climate with temperatures averaging between 18 to 28 degrees centigrade. Uganda is basically a plateau surrounded by mountains Rwenzori, and Mufumbiro volcanoes to the west, and Elgon, Moroto and Imatong to the East, north east and north respectively. The highest point is at 5,111 metres above sea level (MASL) on the Mt Rwenzori peak, while the lowest point recorded is at 620m MASL in the Albert Nile area. The physiological conditions provide for a rich natural resource base and as such are the primary source of livelihood for the majority of the people of Uganda through agriculture, livestock, fisheries, and minerals development.

Figure 1 Uganda's Main Topographic and Physiographic Features



- The country's high dependence on natural resources makes the country vulnerable to the impacts of climate change. Uganda is experiencing significant impacts of climate change, ranging from changing

weather patterns, drop in water levels, and increased frequency of extreme weather events including drought and floods. The emissions of greenhouse gases resulting from human activities also drive climate change. The natural resources have also come under increased pressure arising from high population growth and environmental degradation. Studies show significant decline of forest cover particularly on private lands.

10. Uganda's priority is to reduce the vulnerability of its population, environment and economy by implementing adaptation actions. The country also intends to "implement strategies, plans and actions for low greenhouse gas emission development" in the context of its development goals. These mitigation and adaptation intentions are based on the country's National Climate Change Policy-NCCP (2015), which is derived from the Constitution of the Republic of Uganda (1995, as amended in 2005 and 2015) and reflects Uganda Vision 2040 (2012). The priorities in the National Climate Change Policy have been integrated in the Second National Development Plan (NDP II) 2015/16 - 2019/2020 (2015). In the long term, Uganda intends to follow a climate-resilient and low-carbon development path linked to green growth and broader sustainable development goals. (MWE 2015).

B. Environmental Context and Global Significance

11. The global nature of environmental problems necessitates collective coordination, cooperation and participation in an international response. Globally, climate change is likely to adversely affect the ability of physical and biological systems to sustain human development particularly the achievement of SDGs 13: Climate Action, 3: Good Health, 2: Zero Hunger and 1: End Poverty. Uganda has signed and ratified both the UNFCCC Protocol and developed a National Climate Change Policy (NCCP) as an integrated response to climate change in terms of adaptation and mitigation. Climate change is by nature multi-sectoral and policy priorities such as capacity building cut across sectors and addresses both adaptation and mitigation. Four priority sectors that have developed mitigation plans have been identified to respond to the climate change agenda including; agriculture, transport, energy and waste.
12. **Agriculture:** The labour force in Uganda is predominantly rural (82%) of which 65.6% are engaged in rain-fed agriculture rendering rural livelihoods and food security highly vulnerable to the consequences of climate change and variability because farmers often do not get the right information about weather. Climate change is projected to influence variability of rainfall, increase temperatures, frequency of droughts and floods, potential evapotranspiration which will in turn affect agricultural production. The demand for food is growing at a rate of 3.2% per annum and likely to increase with time. Agriculture contributes significantly to GHG emissions through enteric fermentation, animal waste, rice cultivation, savannah burning, field burning of agricultural and land degradation. The total GHG emissions in agriculture sector in 2000 were estimated at 271.91Gg of CH₄, 222.38Gg of CO₂, 51.95 Gg of N₂O and 11.77 Gg of NO_x.
13. **Transport:** The transport sub-sector is heavily dominated by road transport. The transport sector is the largest contributor to GHGs (67% of the energy sector). The transport systems in Uganda and related infrastructural development continue without accounting for projected climate change patterns. As a result, climate related risks to roads, bridges and rail-networks are likely to increase resulting in infrastructural damage, repair and reconstruction economic costs.

14. **Energy:** Uganda’s GHG total emissions from energy and transport sectors in the year 2000 were estimated at 1212.2Gg of CO₂, 2,567.8Gg of CO, 300.1 Gg of NMVOC and 11.77 Gg of NO_x. In the energy and transport sector, CO₂ emissions increased by 77.7 % in 2000 compared to 1994 levels. The increase in CO₂ went from 688.6 Gg in year 1994 to 1,396 Gg in the year 2005. CO and CH₄ emissions increased by 792.2% and 119.5%, respectively.

Table 1: Emissions in the Energy and Transport Sectors

Activity	Emissions Gg/year						
	CO ₂	CH ₄	N ₂ O	NO _x	CO	NMVOC	S ₀ ₂
1. Energy Industries	48	0	0	0	0	0	0
2. Manufacturing Industries and Construction	102	1	0	3	47	1	0
3. Transport	808	0	0	8	55	10	0
4. Other sectors	254	143.1	2	47	2491	285	4
5. Fugitive Emissions	0	0	0	0	0	0	0
Total Energy and Transport Emissions	1212.1	145	1.9	58.2	2567.8	300.1	6.8

Source: MWE 2015

Uganda is predominantly dependent on biomass energy (78%) from firewood and charcoal due to increased urbanization and prohibitive cost of electricity. Also, hydropower is used and industrial and commercial sectors are the largest users of electricity consuming 59.4% and 14.9%, respectively. The country’s demand for energy is increasing and likely to be exacerbated by the negative climate change impacts such as frequent and prolonged droughts, storms and floods that affect power generation capacity. The high level of poverty limits the choice of alternative fuels.

15. **Waste Management:** The major wastes produced in urban areas include municipal solid waste (0.56kg per person per day), human waste and sewerage. There is poor waste management at the national level. Worldwide, about 60% of municipal solid waste is land filled but in Uganda it is simply left to rot. For the waste sector only CH₄ among the GHGs emitted was calculated in 2000 with solid waste emitting 30.83Gg of CH₄/yr, domestic/commercial waste water emitting 1.19 Gg of CH₄/yr, and industrial waste water emitting 1.47 Gg of CH₄/yr.
16. Uganda has to meet the obligations of Article 13 of the 2015 Paris Agreement that establishes the Enhanced Transparency Framework (UNFCCC 2015). The framework was established to enable the tracking, comparison and understanding of national commitments worldwide to fight climate change. The “transparency framework” requires countries to regularly provide: (i) A national inventory of greenhouse gas emissions (by sources) and removals (by sinks) (ii) Information necessary to track progress toward achieving their Nationally Determined Contribution (NDC) (iii) Information related to climate change impacts and adaptation (iv) Information on financial, technology transfer and capacity building support needed and received and (v) Information on any support they provide to developing countries.
17. The Capacity-building Initiative for Transparency (CBIT) initiative is a response to the Paris Agreement and the objective is to assist developing countries meet the enhanced transparency requirements of the agreement in both the pre- and post-2020 period. The CBIT is to enable

countries to establish or strengthen their in-house capacity to track progress on national commitments made under the Paris Agreement and also to produce more comprehensive and accurate reports capturing their implementation in the medium to long-term. The Uganda CBIT project is intended to support national institutions to respond to the Transparency Requirements of the Paris Agreement and three component areas have been defined to achieve the objective; (1) *Establishing institutional arrangements (government, mitigation sectors, academia, CSOs, private sector and other non-state actors) for a robust national system for GHG inventories and MRV systems*, (2) *Building capacity of key stakeholders to collect, process and feed data into the GHG inventory system*, and (3) *Testing and piloting the GHG inventory and MRV system*.

C. Socio-Economic and Cultural Context

18. **Population size and composition:** Uganda's population was 34.9 million in 2014 and projected to increase to 36.6 million by mid-year 2016, and 47.4 million in 2025 (UBOS. 2016; Population Secretariat, 2014). The population annual average growth rate is at 3.0% and one of the highest in Africa and attributed to the high fertility rate of 5.8 children per woman in 2014. In as much as a large population may present economic benefits and opportunities such as a wider domestic market, labor availability, and widened tax base, it may also lead to several negative impacts such as a high dependency ratio, land fragmentation, food insecurity, malnutrition and poor housing among others if not properly managed.
19. The country's population structure is broad based and with more than half (56.1%) of the population below 18 years in 2014. A wide population base structure is typical of developing countries where the birth rates (5.8 children per woman) are generally high indicating a high number of young people. The population of the young population has been increasing over the years, from 51% in 1969 to 56% in 2002, implying a high dependency ratio and increased pressure on the natural resources base.
20. According to 2015 Statistical Abstract (UBOS 2015), 21 percent or 6.4 million people live in urban centres and this number is projected to increase to over 30 million in 2040. Population trends affect environmental management through the availability and renewability of natural resources (NSOER 2015). Increased urbanization also comes with a host of other challenges including a surge in unplanned settlements in marginal areas such as wetlands and encroachment on green areas to address the demand for housing. Climate sensitive diseases are on the rise and burdening the country's health care delivery system. These include malaria, cholera and dysentery, with malaria reported as the leading cause of mortality in children and adults. Overall mortality due to malaria in Uganda is at 3,105 persons (9.9%) in 2014/15 (UBOS 2016).

Economic activities and sector impacts:

21. **Agriculture:** Up to 95% of the country's rural population is engaged in rain-fed mixed farming for food and cash income. The contribution of agriculture to the national GDP has been declining, from 23.8% in FY 2014/15, to 23.6% in FY 2015/16. The decline is attributed to declining public investment in agriculture, as well as the effects of climate change in form of the increased prevalence of pests and diseases. Agriculture is also one of the drivers of climate change in Uganda. The fast rate of deforestation is attributed to the increasing population and demand for land for cultivation. The decline in forest cover at 1.8% per annum between 1990 and 2005 was attributed to the increasing demand of land for agriculture and fuel wood by the rapidly increasing population

growth (UBOS 2015). Carbon emissions result from agricultural related activities such as bush burning, livestock farming, and increased fertilization usage by commercial farmers.

22. Uganda's manufacturing is mainly based on agriculture with a range of products including sugar, soft drinks and beer and paper products. Estimates indicate a slowdown in growth in manufacturing to 0.5 percent growth in 2015/16 compared to a robust growth of 11.6% in 2014/15. Even when the share of manufacturing activities to the total GDP reduced to 8.2% in 2015/16 compared to the share of 8.5% in 2014/15, new manufacturing sub sectors are emerging such as grain milling. Environmental concerns include increased levels of solid waste, air and water pollution, and unplanned sites in wetlands.
23. **Energy:** About 85% of primary schools in Uganda use firewood as their major source of energy while only 10 percent use charcoal. The high demand for firewood puts more pressure on the forests leading to deforestation carbon dioxide emissions. Increasing urbanization will also create increased demand for fuel wood. Statistics indicate that 96% of the population use biomass as a major energy source for cooking and heating with limited use of energy saving technologies (UBOS, 2012), resulting into rampant deforestation and vegetation degradation. Water basins such as Lake Victoria get recharged water mainly through precipitation. However, the effects of climate change effects pose a serious threat to the sustainability of these water sources as sources of hydro energy.
24. The **Oil and Gas** sector is Uganda's newest development prospect. The identified sites for oil and gas however pose a threat to the environment if not properly managed as these are located in vulnerable ecosystems such as the Albertine Graben. Prospective environmental concerns including ecological disturbance and biodiversity loss emanating from impacts on wildlife population and movement; impacts on sensitive aquatic resources such as deltas and shorelines; degradation of internationally gazetted conservation sites such as Ramsar sites; pollution and disappearance of endemic species; overfishing and water contamination; and habitat fragmentation due to construction works.
25. Emissions resulting from the severely congested public transportation in urban centres is a concern. Inadequate road infrastructure, unregulated importation of used vehicles is cited among the causal factors.
26. **Waste:** Solid waste management is a challenge for the urban authorities influenced largely by the increased population growth and growing urbanisation. Kampala's annual municipal waste generation is about 350,975.38 tonnes (GoU, 2013) with Kiteezi landfill (Kampala's main landfill) receiving approximately 1,500 tonnes of solid waste daily (Nabukeera et al, 2014). Management of organic waste is a challenge, largely due to methane gas produced during aerobic decomposition. E-waste and plastic waste are other forms of waste with significant environmental and social impacts because of the toxic materials they contain, and also pollution of surface and ground water creating health hazards to communities is a concern.
27. Water pollution from industrial effluent, mining and agricultural activities requires for enhanced surveillance and monitoring of the industrial activities and land use management practices along the fringe or buffer zones of water bodies. Industrialization is also associated with unplanned construction in wetlands and forest areas resulting into poor waste management and environmental pollution.

28. **Gender dimensions:** Climate change is a global phenomenon, with impacts that are already being experienced on a human level. It is recognized that it is those who are already the most vulnerable and marginalized who experience the greatest impacts and are in the greatest need of adaptation strategies in the face of shifts in weather patterns and resulting environmental catastrophes. At the same time, it is the vulnerable and marginalized who have the least capacity or opportunity to prepare for the impacts of a changing climate or to participate in negotiations on mitigation. As women constitute the largest percentage of the world's poorest people, they are most affected by these changes (DFID 2008).
29. The sex ratio for Uganda stands at 94.5% for 2014 with about 51.4 percent of Uganda's population being female (UBOS, 2014). Women are key players in agriculture with 49.4% of the labor market in subsistence agriculture being females and about 53% of these are self-employed. Uganda Government recognizes the contribution of women as drivers of economic growth and sustainable development, and policy provisions are in place aimed at empowering women to participate and influence public decision making. Mainstreaming gender in policy and programming in Uganda is evidenced in the institutionalization process with Gender Focal Points established in various government agencies. Of relevance to the CBIT project is the Gender Responsive Budgeting Unit in the Ministry of Planning (MFPED), Gender Statistics Committee in the Uganda Bureau of Standards, and the District Gender Coordination Committee for the Local Government structures. Barriers to effective integration of gender in programming is associated with limited expertise in gender analysis of projects and programmes, scanty gender disaggregated data, and inadequate technical and operational capacities to support flagship programmes (UNDP Uganda Gender Equality Strategy 2014-2017).

D. Global Environmental Problems and Root Causes

30. Uganda, like other developing countries is faced with serious environmental challenges including climate change, overexploitation of natural resources-land degradation, biodiversity loss and environmental pollution that are not only widespread but also increasing in magnitude. Climate change has aggravated the natural resource degradation and increased uncertainty and risk.
31. **Climate change** is a global challenge that is already causing serious negative impacts across all sectors as a result of population growth, mounting pressure on natural resources, unsustainable practices, poverty and lack of awareness of the implications of unsustainable resource use. Climate projections developed for Uganda using the models of the IPCC Fifth Assessment Report (IPCC AR5) indicate an increase in near-surface temperature for the country in the order of +2°C in the next 50 years, and in the order of +2.5°C in the next 80 years under Representative Concentration Pathway (RCP) 4.5; and in the order of +2.5°C in the next 50 years, and in the order of +4.5°C in the next 80 years under RCP 8.5. There is already clear evidence of the effect of climate change and associated socio-economic losses in all the key regions, notably: the Lake Victoria Crescent; the Eastern and South Western Highlands; the Cattle Corridor; and the arid and semi-arid areas of Northern and North Eastern Uganda. Evidence from the glacial retreat of the Rwenzori Mountains, from 7.5 square kilometers in the year 1906 to 1.5 square kilometers in the year 2006.
32. Vulnerable populations particularly the poor and the marginalized such as children, women, older persons and people with disabilities are at risk as they are poorly capacitated to cope with the adverse impacts of climate change. The majority of these are subsistence farmers practicing rain-fed

agriculture. As temperatures rise, precipitation is expected to increase along with the frequency and intensity of droughts, floods, heat waves and landslides. A recent economic assessment of the impact of climate change in Uganda further demonstrates the gravity of the situation. Estimates of damage due to climate change in the sectors of agriculture, water infrastructure, and energy collectively amount to 2 - 4 % of the country's Gross Domestic Product (GDP) for the period between 2010 and 2050. Although the cost of adaptation is high (estimated at US \$ 644 million for the period 2021 to 2025, and US \$ 596 million for the period 2026 -2030), the cost of inaction (estimated at US \$ 3.1 to 5.9 billion a year by 2025) is 24 - 46 times greater.

33. **Overexploitation of natural resources** – currently, Uganda's natural resources (e.g. biomass-forests, soil, wetlands, biodiversity, aquatic) are greatly over-exploited leading to biodiversity erosion, increased emissions and exacerbation of the negative impacts of climate change. Overharvesting is caused by the pressure on resources resulting from increased population, poverty and climate change. For example, there is massive charcoal making and brick burning by youths, artisan papyrus harvesting and conversion of wetlands by women, deforestation by men, etc. Aquatic ecosystems are threatened by resource over-exploitation, transformation and degradation of habitat and climate change. Fish catches and fish stocks are declining due to overfishing.
34. **Environmental pollution:** refers to the process of introduction of contaminants into the natural environment and this is increasing in Uganda. In the last 2 decades, construction has been expanding requiring more industrial materials (e.g. cement) which generate a lot of air pollution. The increasing vehicular traffic and loads particularly from second hand cars has also led to increased air pollution. Soil pollution has been increasing due to efforts towards agricultural intensification using more agrochemicals within and outside green houses. Greenhouses and industries around Lake Victoria are believed to be causing significant water pollution. If the rate of increase in environmental problems in Uganda associated with climate change, overexploitation of natural resources and increased environmental pollution continues unabated, the future risks will be great leading to unsustainable natural resource management and increased negative impacts of climate change.
35. The Uganda CBIT project for capacity building is justified by the ISDR model (2002) which highlights its role in limiting the risks resulting from these environment problems.

$$Risk = \frac{Hazard(H) * Vulnerability(V)}{Capacity(C)}$$

36. The capacity building in form of strengthening the MWE/CCD-inter-sectoral coordination, technical and technological equipment and running the MRV is envisaged not only to reduce the risks of late submission of poor quality reports but will improve the implementation of policies related to climate change action and ensure compliance to national and international reporting requirements.

E. Barriers to Addressing the Environmental Problems and Root Causes

37. Uganda's Ministry of Water and Environment alongside stakeholders and development partners have earlier undertaken several assessments (MRV of REDD+, 2012; MRV of Co-benefits, 2014; MRV Emissions SNC, 2014 and MRV of NAMAs, 2014) of barriers to fully implement the MRV system for the four (4) sectors (Agriculture, Energy, Waste, and Transport). The CBIT Uganda project builds on

the earlier assessments that defined the barriers to meet the requirements of Article 13 of the enhanced Transparency framework of the Paris Agreement. Literature and secondary data have been reviewed, and professionals and key actors in the climate change area interviewed. Several stakeholder consultations were also made through workshops, on phone and via email.

38. A number of key barriers have emerged and are summarized in Table 2. The three most critical ones are: 1. Institutional arrangements and coordination, 2. Institutional and technical capacity to operationalize MRV, and 3. Data gap analysis for completeness, comparability, consistency and accuracy.

Institutional arrangements and coordination

39. The current GHGI system is operating sub-optimally and cannot meet the transparency requirements due to several limitations that were identified including: governance, networking, institutional arrangements, inequity and management. In terms of governance, there is inadequate institutional coordination between CCD and the sector hubs as well as the MRV stakeholders. There are several government institutions, CSOs, academia and private sector and non-state actors engaged in different activities of GHG Inventory and MRV data collection, processing and reporting but these activities and stakeholders lack a cooperation framework. Better understanding and harmonizing of these activities and stakeholders will help avoid duplication and result in improved transparency. A clear definition of roles and responsibilities for GHGI and MRV operations is critical in establishing the foundation for engagement. The establishment of an inter-ministerial cooperation framework will also increase the efficiency and effectiveness required for improved transparency as well as raising the MRV agenda in higher circles.
40. Collaboration is very limited because of the weak linkages amongst the sector hubs and their stakeholders for climate change data management. The sector hubs (e.g. agriculture) have many MRV stakeholders including researchers, academia, agricultural-dealers, UBOS, CSO that are not networked in terms of data collection, processing and reporting.
41. Institutional/ national laws, policy arrangements and regulations on data collection, processing and reporting are poor and need reviewing, enforcement and implementation. Some of the national policies and regulations (e.g. climate change bill) lack the guidelines to support the IPCC requirements such as Article 13 of the Paris agreement to facilitate sharing of data for improved transparency.
42. Inequity is reflected in the inadequate integration of Gender Focal Points into the Hubs. The sectoral focal points currently lack the mechanisms and protocols that ensure that both women and men are adequately involved in understanding gender considerations and identifying key gender goals, and the specific entry points and activities for improved transparency are missing.
43. Management of the MRV in terms of defining MRV roles and responsibilities of MWE/CCD, the 5 sector hubs, the 15 Focal Points, Local Governments and Non-State Actors in data collection and processing is still lacking.

Institutional and technical capacity to operationalize MRV

44. Results from past project-based capacity assessments by MWE and also confirmed by stakeholder consultative workshops revealed that institutional, technical and technological gaps were existent.

Institutional capacity to operationalize the MRV by MWE has been phased initially under LECB (2014) focusing on the GHGI system which is now functional. However, the numbers and skills for MRV *coordination*, preparation of reports to ensure consistency, accuracy and timely archival of information is inadequate. Capacity development is needed for CCD and the sector hubs to operationalize the cooperation framework.

45. *Program and Training in technical aspects of MRV*: Training gaps exist in data collection and management of GHG and related data including data interpretation, storage, and data archiving and QC/QA and transmission. *Severe shortages of technical expertise*: Only 6 staff in four sectors have been trained in GHGI management. There is insufficiency of staff in all the priority sectors of MRV. Up-skilling is required in climate change modeling, research methodologies and protocols used in GHGI to transition to MRV reporting under Tier 2.
46. *Mitigation assessment capacity needs*: Tracking progress on NDCs and reporting. Largely reporting is based on Tier 1 because of lack of capacity. Lack of capacity to undertake least cost analysis taking into account environmental costs and benefits, inadequate institutional and technical capacity to plan, design and implement the MRV requirement as well as lack of capacity to continuously evaluate the emission factors. Lessons from preparing SNC engender a formal and institutionalized framework with clear plans, procedures/manuals to guide inventory preparation and a robust archiving system.
47. *Technology, tools and equipment*: Different sectors vary in sophistication and need to take into account the different levels of users' capacities. For the MRV system to function sustainably, attention should go beyond technological issues to include social dimensions. *Gender mainstreaming* has been identified as critical to the assessment and management of MRV actions (mitigation and adaptation) on men, women and children.
48. **Data gap analysis for completeness, comparability, consistency and accuracy**: A data gap analysis in terms of completeness, comparability, consistency and accuracy for achieving unbiased estimates of emissions, tracking NDC and reporting other relevant climate change action information was conducted for four (4) mitigation sectors with MRV Action Plans using the MRV workshop and several gaps were identified that can broadly be categorized into data, tools and protocols management.
49. Data is inadequate, is not readily accessible, remains in silos and is not processed to demonstrate transparency. The data required and available for improved transparency varies in both quality and quantity across the sectors. In the Energy sector – data can be too aggregated, and some are nonexistent. In the Agriculture sector – data exists but needs to be organized. For the Transport sector - not enough data exists. For the Waste Sector – data exists, but it has not been properly elaborated and is largely inaccessible to the public. Facilitating barrier-free uptake of data and information is essential. Several institutions (Directorate of Environmental Affairs, UBOS, and Uganda Red Cross) have developed databases but these are not shared. This could be achieved by using the climate change bill to facilitate mandatory access to data. The data from the sectors are not always fully compatible and lack local databases for emission factors. A major finding from the stakeholders was that the climate database development and management, including processing and archiving information was lacking. Of the 4 sectors, only Waste has an Information Management System. Gender disaggregated data remains largely unavailable and insufficient to support planning,

implementation and monitoring of gender responsive environment and climate change interventions.

50. The tools and draft protocols used often have not been validated. The reporting in the SNC was based on IPCC global factors under tier 1. There is need to use national specific factors to improve the MRV. The GHGI and MRV system management needs to be improved. Currently, the UNFCCC reporting is irregular. There is need for designation and building capacities of institutions responsible for reporting. Training is needed to collect disaggregated data to feed into the system. There is also need for integration of biophysical information, obtained by field inventories and remote sensing, with survey and census data on livelihoods, social protection and equity indicators to better understand land use dynamics.
51. The major barriers identified were duplication of effort as the processes for NAMA, REDD+, national inventories are not integrated but independently performed and the lack of a commonly applied framework for MRV on a national scale. These findings were confirmed in the MRV Consultative workshop that was held 10th October, 2017 jointly between MWE, AfrII and CI.

Table 2. Assessment of the barriers to meeting the requirements of the enhanced transparency framework of the Paris Agreement in Uganda
 (Source: MRV Workshop, 2014)

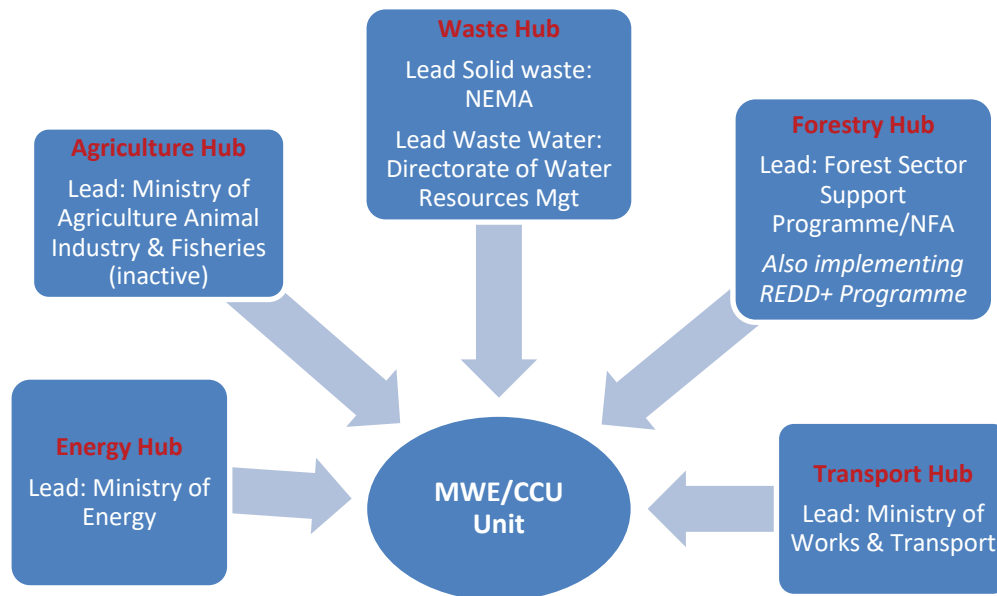
Sector	Institutional Arrangements & Coordination	Institutional capacity to operationalize MRV	Information-Data, Ownership, access, analysis, and utilization
Agriculture	MRV Action plan developed but not implemented - not participating in MRV; Leaderships/Hub: Ministry of Agriculture Animal Industry & Fisheries (MAAIF), CCU, National Environment Management Authority (NEMA); Others: Ministry of Finance, Planning & Economic Development (MOFPED), Private Sector	Insufficient capacity; need for a more comprehensive capacity assessment and developing a capacity building program for sectoral heads and staff. Need to strengthen collaboration among the agriculture sector hub stakeholders.	Data exists but no Information Management System (IMS) in place. Several institutions own data; MAAIF-Crop, UBOS-Livestock. Data quality: Dependable; Accessibility: not readily accessible; Source of data: Census & use of inventories
Waste	MRV Action plan developed; Leadership/Hub: Directorate of Water Resources Management (DWRM); Partnership for Waste water (DWRM, National Water & Sewerage Corporation (NWSC), NEMA and urban authorities) and Partnership for Solid waste-NEMA and Urban authorities); Measurement (NEMA & NWSC) Mobilization - CSO, Standards-Uganda National Bureau of Standards (UNBS), Compliance - NEMA, Regulation-CCU; Verification - GHGI team and NEMA for Industry data.	Insufficient capacity; Need to map capacity requirements and establish expert capacity to be trainers of trainers; Design training programs for sectoral heads and staff. Strengthen cooperation among institutions /hub stakeholders to fill gaps	Data exists but it has not been properly elaborated. Current data is extremely difficult to use on its own; Needs to be elaborated for providers. There is an IMS but needs to be renewed and improved based on NAMA needs. Waste sector hub stakeholders-Data owners waste water: WSC/NEMA/DWRM/Private Sector & Urban Authorities). Data owner's solid waste: NEMA-Regulator, Municipal, Towns & Authorities (e.g. Kampala City Council Authority (KCCA), schools. Accessibility: Data exists, but it has not been properly elaborated. Current data is extremely difficult to use and needs to be elaborated for providers. Source of data: Desk review, projections based on available information, simulation based models. Data quality: Data from urban authorities and regulators: Usually accurate & reliable. Data from Civil Society Organizations (CSOs): Not reliable. Accuracy of models based on whether they fit domestic assumptions: Difficult to explain to local stakeholders.

Transport	MRV Action plan developed and partners identified; Leadership/Hub: Ministry of Works and Transport (MoWT) reports activity data using Tier 1 of IPCC guidelines. GHGI team does QA/QC; NEMA does EIA. Others: KCCA, Ministry of Energy & Minerals Development (MEMD),CCU, UBOS, UNBS	Insufficient capacity; Need for benchmarking results from countries that have worked on MRV (2015). Placement/attachment in the field; Need political commitment; Need for sensitization (2015); Cooperation among institutions/hub stakeholders to fill gaps; Planning capacity building programs for sectoral heads and staff	Data exists but no Information Management System (IMS) in place. Owners of data: Fuel efficiency-MOWT, Engine capacity-Uganda Revenue Authority (URA), Vehicle stock-URA, MOWT, UBOS, Fuel type-MEMD, MoWT, URA, UBOS. Accessibility: medium to high; Not enough data needs to create integrated data and information system (2015) Source of data: Periodic vehicle Inspection, Surveys/Registers; Data quality: Fair/Good;
Energy	MRV Action plan developed and partners identified; Leadership/Hub: Ministry of Energy and Mineral Development (MEMD), Measurement-Rural Electrification Board, Verification: GHG Inventory team does QA/QC and NEMA does EIA	Insufficient capacity; Need for capacity building programs for sectoral heads and staff identified. A more comprehensive capacity assessment of all involved institutions/Energy hub stakeholders is required.	Existing data too aggregated and some doesn't exist and no Information Management System (IMS) in place. Need to set up an independent IMS in collaboration with CCU's national MRV system to ensure compatibility. Data owners- Biomass use -MEMD, Rural Electrification Agency, National Forestry Authority (NFA), Utilities, Electric Generation Companies, Solar companies, UBOS Electricity generated -MEMD, Rural Electrification Agency, Utilities, Electric Generation Companies, Solar companies, Large informal sector, UBOS, Need to undertake a data mapping to identify the key data gaps. Assess costs of addressing key data gaps and build cost into the NAMA. Set up a reference database Data quality: Main challenge is informal sector. Data is there but not always accurate or harmonized between agencies and departments (i.e. between primary data originators and other data collators) Data availability- Need for a data mapping to identify the key data gaps including NAMA and set up a reference database. Sources of data: Stakeholder interviews/surveys, Census (every 10 years), Annual reports and stakeholder publications, Policy documents/ gazettes, Bureau of statistics requests, Project papers, publications.

F. Current Baseline (Business-as-Usual Scenario) / Future Scenarios without the Project

52. The analysis of the current baseline revealed poor institutional coordination in the GHGI and MRV systems, lack of institutional, technical and technological capacity to fully operationalize the MRV at tier 2 level and un-harmonized tools and protocols for reporting.
53. The Ministry of Water and Environment has the overall mandate on climate change interventions; a Climate Change Department (CCD), formerly Climate Change Unit (CCU) was created in 2008 as a focal point. The main objective for the establishment of the CCD is to strengthen Uganda's implementation of the United Nations Framework Convention on Climate Change (UNFCCC) and its Kyoto Protocol (KP)¹. The governance structure for the climate change agenda in Uganda involves a range of institutions involved in the GHG Inventory management and reporting on adaptation measures.

Figure 2: Current GHGI and MRV Institutional set up



54. Likewise, focal points in the Ministries and Agencies and at the district level were created to upscale climate change interventions. Governance challenges however, are a major limitation to the success of existing climate change strategies. It was observed that poor coordination, inappropriate use of funds and competition for mandate are failing climate change interventions. Lack of adequate competencies, the inability of CCD to recruit competent people, the mismanagement of funds meant for climate change adaptation and mitigation are a case in point.
55. Despite the considerable progress made in the last decade towards building governance systems for climate change adaptation in Uganda, implementation is still limited. Policies are usually developed by central government agencies, while the other actors are insufficiently involved, with local communities barely included. There is also a communication disconnect between national, district,

¹ (<http://ccd.go.ug>)

and community levels. Coupled with limited technical capacity and finances, political interference, and absence of functional implementation structures across these levels, climate change adaptation and mitigation become constrained (Ampaire et al., 2017). The challenges, including data related to barriers and human capacity shortcomings were alluded to by MWE during the preparation of the Second National Communication to UNFCCC (MWE, 2014). A multi-disciplinary Task Force under the direct supervision of the Climate Change Department was used. The report is good for Uganda's internal use, but it hardly meets the stringent requirements of UNFCCC, because the data is aggregate and coarse for effective reporting and there is lack of a critical mass of technical staff. This calls for dependency on consultants with the requisite expertise who may not be available when needed to undertake similar work.

56. With this scenario, climate change reporting will continue to be largely indicative, reporting based on Tier 1 and through a costly process. Preparation of national communications on a continuous basis relies on availability of reliable data. Data availability, access and formats remain major barriers to the smooth compilation of the inventory. In a number of cases, the required data is not available, not segregated and projections rather than actuals were used. This was observed across all the sectors. To overcome these constraints, there is the need to coordinate the creation of an inventory database and to institutionalize continuous research into improvements of the databases. Further, there are limited opportunities for capacity building and training of technical staff and researchers for gathering information, preparing and periodically updating the databases. There is need for a critical mass of technical staff for effective data collection and reporting, and climate change modeling.

G. Alternatives to the Business-as-Usual Scenario

57. Multiple alternative scenarios are proposed to the BAU and premised on functional institutional governance and data management structures for a robust MRV system for Uganda.

Scenario 1: Agency within MWE created by an Act of Parliament as a centralized system and handling all the hub activities.

58. Agencies anchored into Ministry structures have proved to work more efficiently as compared to Departments. Agencies possess more authority, are better facilitated, more accountable, more goal oriented with better reserves for sustainability. They operate with intense pressure to deliver the expected services. They are created to be more transparent to stakeholders. They are expected to provide a more-responsive service, better collaboration with customers and stakeholders, increased transparency to the public, and more proactive efforts to improve customer satisfaction. Running such institutions is likely to be more expensive compared to other alternatives suggested but will help CCD to deliver the desired objectives of regular reporting using high quality data required at Tier 3. The Agencies should also be able to initiate, foster and sustain collaborative linkages with other stakeholders, with relative ease. This alternative is also likely to move faster from phase 1 of preparation and readiness (Tier 1), to a fully functioning MRV system at Tier 3. The underlying paradigm is that bureaucratic red tape will reduce, and this will allow for quicker and smooth operations. Owing to the backing of the legal and regulatory framework, it will also be easier under this scenario to access supplementary data from partner agencies and institutions. This alternative will be effective across all the sectors being targeted. One of the hindrances to operating this scenario is the legal process needed to create the agencies, which is highly participatory and consultative, and invariably calls for a lot of time to institutionalize this arrangement.

Scenario 2: Agency anchored in Office of the Prime Minister (OPM).

59. This is premised well on the ease of supervision, linkages and coordination between relevant institutions to ensure that the objectives are achieved. The OPM in Uganda is mandated to facilitate and strengthen inter-ministerial coordination and collaboration for purposes of achieving the national development objectives. Having the MRV system anchored in OPM provides assurance for addressing the cross sectoral aspects of climate change, while reducing duplication of efforts and promoting synergistic working arrangements. However, the major undoing for this arrangement is a high likelihood of resource use inefficiency (many staff involved), resource misuse and bureaucracy. These observations are drawn from public reports on the way the OPM has been run and how it coordinated projects funded through the institution. The reporting can be effective (up to tier 3) but it may be quite costly to motivate staff, administer the project and ensure timely accountability.

Scenario 3: CBIT Intervention implemented by MWE and Afril.

60. The basis for this scenario is to enhance linkages between administrative levels and actors by operationalizing a cooperation framework which will improve reporting. The baseline institutional arrangement where MWE and CCD implement this project is modified. The project will have a Project Steering Committee (PSC) comprised of relevant stakeholders working closely with the Project Management Unit, other Ministries, Agencies and Departments at the macro and micro levels. Further, Afril, an indigenous, not-for-profit non-governmental center of excellence, will work closely with MWE. One of its key program areas is climate change and they are already implementing a related project called Vital Signs. The lessons learned from implementing Vital Signs will be key in the implementation of CBIT. It is envisioned that the CBIT project will contribute to transitioning from tier 1 to tier 2. This will be reinforced by training to improve skills and capacity, and also equip MWE/CCD and the Hubs. Networking between the sector hubs and the MRV stakeholders will be strengthened. The project will enhance past efforts at gender mainstreaming by MWE with the focus on gender disaggregated data for the GHGI and MRV system. Piloting will enable the CCD to test and study the system linked to the CBIT global coordination platform and recommend any relevant changes. The loop from the CBIT global coordination platform into the national MRV will inform the processes of policy review, formulation and decision making in the NAMA and NAPA projects. The capacity of CCD to report will be improved through timely and quality reporting and with built-in capacity that assures sustainability of the CBIT outcomes.

H. Cost Effectiveness Analysis of Chosen Alternative

61. The cost effectiveness analysis was achieved by combining qualitative and quantitative approaches to assess the proposed scenarios. The scenarios for CCD and its stakeholders to meet the national and international reporting requirements are three: (i) the business as usual (Baseline), (ii) scenario and three alternative scenarios: (i) CCD as an Agency of MWE, (iii) Anchoring the Project in Office of the Prime Minister (OPM), and (iii) CBIT project intervention with MWE working in collaboration with Afril and the sector institutions. The goal of the CBIT intervention is to strengthen capacity of the institutions to provide timely and quality reporting, on a sustainable basis. This calls for progressive shift from Tier 1, through Tier 2 to Tier 3. The indicators of effectiveness were informed by the needs of the Climate Change Department (CCD), and based on earlier work done on cost effectiveness², and consultations with stakeholders.

62. Assessment of the different scenario options shows that all options are plausible, but most of them indicate a higher cost-effectiveness ratio (Table 2). The CBIT approach is the most cost effective

² [http://www2.gsu.edu/~wwwotc /WEAVE/Institutional%20Effectiveness%20 Overview%20 \(Review\) % 2008.pdf](http://www2.gsu.edu/~wwwotc /WEAVE/Institutional%20Effectiveness%20 Overview%20 (Review) % 2008.pdf)

with the lowest ratio, and also strategically combines the benefits of improved national and international reporting. Nationally, CCD and its hubs collect and analyze and report GHG Inventory data on emissions and removals under MWE institutional arrangements. MWE meets all the operational costs. However, the reporting is not efficient. Financing for the National Communication is through a GEF NC project of about US \$80,000 and the work is done by consultants. Also, the government of Uganda received GEF funding for the preparation of the Biennial Update Report (BUR). CCD intends to use this CBIT funding to improve technical and technological capacity of CCD and the sector hubs to collect and process data which will accelerate the timely preparation of reports (e.g. the National Communication and BUR).

63. This CBIT will supplement the ongoing efforts by MWE and GHGI to establish a fully functional MRV system that will attract multi-year grants to MWE and allow comprehensive MRV system management, and a progressive shift from Tier 1 to Tier2 and/or 3. The project will consolidate knowledge from past and on-going MRV workshops, knowledge management and capacity building activities towards building the MRV system. Cost-effectiveness will also be targeted to strengthen capacity of the institutions to provide timely and quality reporting, on a sustainable basis. Improved coordination and collaboration among the MRV stakeholders for data management will lead to increased cost effectiveness. The database and linkages with IPCC and NDC platforms will lead to cost-effectiveness.

Table 3: A proxy indicator of the cost effectiveness of the proposed scenarios using qualitative and quantitative approaches

Scenario	Cost Assessment		Effectiveness Assessment			Cost Effectiveness Ratio
	Qualitative indicator	Quantitative score	Indicator	Qualitative indicator	Quantitative score	
Baseline	High	3	Timeliness of reports	Low	1	3.0
Agency	High	3		High	3	1.0
OPM	High	3		Medium	2	1.5
CBIT	Medium	2		High	3	0.7
Baseline	High	3	Accuracy of information in reports	Low	1	3.0
Agency	High	3		Medium	2	1.5
OPM	High	2		Medium	2	1.0
CBIT	High	3		High	3	1.0
Baseline	High	3	Sustainability	Low	1	3.0
Agency	High	3		High	3	1.0
OPM	High	3		Medium	2	1.5
CBIT	Medium	2		Medium	2	1.0
Final Assessment						
Scenario	Total Score			Mean Score		
Baseline	9.0			3.0		

Agency	3.5	1.2
OPM	4.0	1.3
CBIT	2.7	0.9

64. The CBIT scenario has the lowest total and mean scores. Therefore, it is the preferred scenario

SECTION 3: PROJECT STRATEGY

A. Objective, Components, Expected Outcomes, Targets, and Outputs

65. **Project Objective:** To support Institutions in Uganda to respond to the Transparency Requirements of the Paris Agreement.

66. In the short and medium term, the project shall strengthen the policy and institutional governance of the existing GHG Inventory and MRV system, build capacities for collection and processing for gender disaggregated data and related protocols and install equipment to pilot test and operationalize the MRV system. A progressive approach is proposed that builds on the existing situation by building the governance structure and the data management system and demonstrating the functionality of the system developed.

Project Components:

67. **Component 1: Establishing and strengthening the institutional arrangements for robust GHG emission inventory and MRV system.**

This component aims to address institutional governance at sector level, and with particular attention to the institutional arrangements and mandates for collection, processing and transmitting GHG data. Data sharing modalities and inter sectoral cooperation mechanisms will be developed across the five sectors (agriculture and land use; forestry, energy, transport, and waste). The linkages between the Hubs and MWE will be strengthened and close linkages and cooperation mechanisms defined. The current inter-ministerial arrangements will be reviewed with the aim to strengthen these into a cooperation framework and develop tools necessary to formalize coordination and cooperation for GHGI and MRV government led activities in the country. The CBIT project will also focus on strengthening networking between government and non-state actors such as private sector, academia and civil society organizations on GHGI and MRV issues. MWE will lead the institutional strengthening process supported by the Africa Innovation Institute (AfriII).

68. **Outcome 1.1:** *Institutional arrangements for data collections and processing in the 5 key sectors (agriculture and land use; forestry, energy, transport and waste) strengthened.*

Institutional arrangements for data collection and processing across the 5 sectors strengthened and mechanisms defined for the hubs to function effectively. Linkages between the sector hubs and the center (MWE/CCD) will be strengthened, and information and knowledge management structures enhanced to meet Article 13 requirements for efficiently compiled data and quality reports and inventories for international review or analysis. This component will also strengthen gender focal points on climate change in the key institutions and define and institutionalize formal cooperation between government, CSOs, private sector and academia.

69. The inter-ministerial coordination framework will ensure that established capacity in the Hubs is more sustainable in the long term by avoiding that changes in one ministry would undo or negatively impact the established/strengthened capacity resulting from this project. The inter-ministerial coordination will also ensure that project results and NDC tracking information is higher up on the agenda of other ministries, and help raise awareness on potential GHG mitigation options in those ministries. The inter-ministerial coordination mechanism will provide a platform through which data and information gained by the enhanced MRV capacity will be used to influence policy and decision-making processes in the relevant ministries and government agencies including parliament, district and lower level local councils, CSOs and academia.

70. **Targets for Outcome 1.1**

- i. At least one (1) GHGI and MRV inter-ministerial coordination framework is institutionalized and operational for MWE/CCD's engagements with the sector hubs and GHGI and MRV stakeholders.
- ii. At least four (4) inter-sectoral arrangements in place to facilitate networking and engagements on GHGI and MRV.
- iii. At least 30% increase inter-sectoral communication on data collection, sharing, processing and transmission to CCD.
- iv. Gender considerations integrated in GHGI and MRV system operations.

71. Outcome 1.1 will be delivered by the following outputs

- i. *Output 1.1.1: Focal points in each of the 5 sectors defined, strengthened, institutionalized and functioning as hubs of data collection and processing*
- ii. *Output 1.1.2: Gender focal points on climate change in the key institutions strengthened*
- iii. *Output 1.1.3: Institutional arrangements for data collecting, processing and sharing formalized and operational*
- iv. *Output 1.1.4: Linkages between the hubs and the MWE for compliance to Paris agreement and IPCC guidelines established and strengthened*
- v. *Output 1.1.5: Framework for inter-ministerial coordination strengthened, and formal cooperation between government, CSOs, private sector and academia defined and institutionalized*

72. **Output 1.1.1: Focal points in each of the 5 key sectors strengthened, institutionalized and functioning as hubs of data collection and processing.** This output will be delivered by the following activities:

- i. Operationalization of the Hubs: Memoranda of Understanding (MoUs) will be drafted to facilitate the operationalization of the hubs, with clearly defined roles and responsibilities for each of the Hubs. The process will be led by MWE and informed by the stakeholder assessment. A government legislative expert/resource person will support the MoU drafting process and a technical meeting convened to review the draft MoUs. The final MoUs shall be signed by the respective parties to operationalize the Hubs as centres for GHG data collection and processing.

73. **Output 1.1.2: Gender focal points on climate change in the key institutions strengthened.** This output will be delivered by the following activities;

- i. Gender awareness workshop will be organized for GHGI and MRV stakeholders on mainstreaming gender in GHGI and MRV activities. Participation will be drawn from the Climate Change (CC) Gender Focal Points (FPs), the Hubs, MWE, Ministry of Gender, the

Gender Unit at Ministry of Finance (MFPED) and the Gender statistics committee at UBOS.

- ii. Focal Points Integrated in the Sectoral Hubs: The Climate Change and Gender Focal Points across the government sectors will be integrated into the GHGI and MRV sectoral hubs.

74. Output 1.1.3: Institutional arrangements for data collecting, processing and sharing formalized and operational. This output will be delivered by the following activities;

- i. Inventory of available data types and gaps: The Project Management Unit (PMU) will conduct a review of the available data types and sources across the 5 sectors in consultation with the Hubs. Field visits will be carried out to verify the data sources and complement information collected. A technical meeting will be convened with experts from relevant institutions including private sector, academia and CSOs, to review the available data sets across the 5 sectors.
- ii. Technical Guide for data sharing: The existing enabling institutional arrangements will be reviewed and structured to support data collection, processing and sharing across the sectors. The review will focus inter and intra data sharing at hub level and with MWE. A technical guide will be developed to support data sharing and this will be informed by international best practice. A technical meeting will be convened to review the guide and provide inputs for its finalization.
- iii. MoUs for data collection, processing and sharing: MWE with the support of the PMU and a legislative expert will draft five (5) MoUs, and a technical meeting convened to review and provide input for the finalization of the draft frameworks. The MoUs will be signed between MWE and the Hubs, with clearly defined roles and responsibilities for data collection, processing and sharing at hub level and with MWE.
- iv. Hub level Information and Knowledge Portal: A web-based portal will be developed to facilitate inter and intra sectoral data sharing and learning by the hubs. An assessment of the Hubs' information needs will be conducted, and the portal designed to respond to the specific needs of the Hubs as targeted users.
- v. Inter-sector Hub meetings: These are quarterly inter-sectoral meetings organized by the PMU to facilitate sharing and exchange of information and knowledge on GHG and MRV activities. The project shall identify experts as resource persons to share knowledge on pertinent cross sectoral themes and participate at the meetings.

75. Output 1.1.4: Linkages between the hubs and the MWE for compliance to Paris agreement and IPCC guidelines established and strengthened. This output will be delivered by the following activities;

- i. MWE and Hubs Quarterly meetings: The meetings are aimed at strengthening relations and cooperation for the development of the GHGI and MRV systems. The meetings are also intended to establish the specific technical needs of the Hubs for MWE to adequately respond to these for the better performance of the GHGI and MRV system.
- ii. Information sharing: MWE and the Hubs will also share information on new developments in the GHGI and MRV industry through periodic online communications, and presentations on topics of mutual interest.

76. Output 1.1.5: Framework for inter-ministerial coordination strengthened, and formal cooperation between government, CSOs, private sector and academia defined and institutionalized. This output will be delivered by the following activities;

- i. *Inter-ministerial cooperation framework*: The cooperation framework defines engagement and coordination of government agencies across the 5 sectors of the project (agriculture and land use, energy, waste, forestry, and transport). The cooperation framework will address technical cooperation in areas such as tracking NDCs, national communications and creating an enabling policy framework for GHGI and MRV system functionality.
- ii. *Formal arrangements for collaboration with non-state actors*: The cooperation framework for non-state actors such as private sector, CSOs and academia will also be defined. Experts will be engaged for the drafting of the cooperation frameworks and MoUs, and technical meetings convened to review the draft outputs.
- iii. *Public launch of the cooperation frameworks*: Stakeholder appreciation of the cooperation frameworks and process is paramount to enhance ownership and sustainability in the long run. A formal event will be organized to launch and facilitate the start of cooperation and networking among the stakeholders represented under the different framework options.

77. Component 2: Building capacity of key stakeholders to collect, process and feed gender disaggregated data into the GHG emissions inventory system.

This component will focus on building capacity for the use of tools for data collection and processing and building the capacity of relevant stakeholders (Field Teams, Hubs, MWE) to collect, process, transmit and analyze and use GHGI data. Field data teams from the key emission sectors (agriculture and land use, energy, transport, forestry and waste sectors) will be convened and trained in collection, processing and transmission of GHG data. Technical personnel at the Hubs and MWE/CCD will also be trained in domestic MRV systems, tracking NDCs, enhancement of GHG inventories and emission projections and address the need to feed information into the CBIT Global Coordination platform. Lessons learnt and best practices will be scaled out with peer exchange programs for stakeholders on transparency activities. The requisite tools for capacity development including training manuals and materials will be developed to facilitate the delivery of the planned trainings. The project will impart training of trainer capacities for the field teams to enable the rollout of the training to other data collecting institutions across the sectors.

78. Outcome 2.1: Capacity of stakeholders built on data collection and processing protocols; and procurement of state-of- the art equipment and tools

A compendium of robust MRV data protocols will be developed and capacities enhanced for effective collection, processing and transmission of GHG data as well as gender disaggregated data. Capacities in domestic MRV systems, tracking NDCs, enhancement of GHG inventories and emission projections, compliance to the IPCC and national requirements, and GHGI and MRV reporting and communication will be enhanced. Lessons learnt and best practices will be scaled out and the opportunities to share and exchange information and knowledge increased for GHGI and MRV stakeholders. The Hubs and MWE/CCD are equipped with tailored 'state of the art' equipment and tools for collection, processing, transmission, interpretation and reporting of GHG data and effective functioning of the MRV system.

79. Targets for Outcome 2.1

- i. At least 3 sectoral hubs equipped with standardized protocols, and state-of- the art equipment and tools for MRV.
- ii. At least 50 staff from MoWE and the hubs trained on data collection and sharing, gender disaggregated data, domestic MRV systems and compliance to the IPCC and national requirements.

Outcome 2.1 will be delivered by the following outputs

- i. *Output 2.1.1 Protocols for data collection and processing developed and certified.*
- ii. *Output 2.1.2.: Field data teams from the key emission sectors convened and trained in collection, processing and transmission of GHG data.*
- iii. *Output 2.1.3.: Staff from the hubs and MWE/CCD trained in domestic MRV systems, tracking NDCs, enhancement GHG inventories and emission projections.*
- iv. *Output 2.1.4.: Lessons learnt and best practices scaled out through exchange programs for stakeholders on transparency activities.*
- v. *Output 2.1.5 State of the Art Equipment and Tools procured.*

80. **Output 2.1.1: Protocols for data collection and processing developed and certified.** This output will be delivered through the following activities:

- i. *Review, adapt and or develop robust data protocols and tools:* The existing data collection and processing protocols and tools will be reviewed and assessed for compliance to IPCC and other national requirements/guidelines. The process will be led by the PMU and consultations held with sector experts across the 5 hubs and other relevant stakeholders identified. A technical meeting will be convened to harmonize and adapt the protocols and tools to respond to the requirements (national and IPCC). A final set of protocols and tools will be recommended by the committee for adaptation or further development as may be required.
- ii. *Pre-testing the data protocols:* The project will conduct a field pre-test of the approved set of protocols and tools for at least 3 sectors. Fifteen experts are earmarked to participate in the pre-testing exercise to be conducted at 3 different sites. A technical meeting will be convened to present the results and generate feedback from experts. The meeting will recommend the protocols and tools to be presented for certification.
- iii. *Certification of the protocols and data collection tools:* A peer review of the protocols and tools will be undertaken as the final phase, and the selected protocols and tools submitted by the PMU for certification.

81. **Output 2.1.2: Field data teams from the key emission sectors convened and trained in collection, processing and transmission of GHG data.** This output will be delivered through the following activities

- i. *Field data collection, processing and transmission:* A training needs assessment (TNA) will be conducted for 5 field teams, to identify and or confirm skills gaps. The PMU will lead the TNA exercise that will include interviews and consultations with the hub, MWE and data agencies such as UBOS. A technical meeting to review the results will be conducted and a training manual prepared by a consultant. Training will be conducted for at least 3 persons from each hub (as facilitators) on the use of the manual to impart skills and knowledge on collection, processing and transmission of GHG field data. The facilitators will be equipped and supported to deliver training on field data collection for field teams from the hubs and affiliated institutions. At least 50 persons shall attend the trainings.
- ii. *Gender disaggregated data for GHGI:* PMU with the support of a gender expert will conduct a capacity assessment for the 5 Hubs for the collection, processing and interpretation of gender disaggregated data. Interviews and consultations will be conducted, and a technical meeting convened to validate the assessment outcomes. A two-staged training is planned, with the first stage for 'Facilitators' who will be trained on the application/use of the training manual. Targeted for the Facilitators' training are the

Hubs heads, Gender FPs at the Hubs and selected field teams. The second stage of training will be conducted by the 'facilitators' trained at stage one. A two-day training on collection, processing and interpretation of gender disaggregated data will be conducted for the hubs and their select affiliate institutions.

82. **Output 2.1.3.: Staff from the hubs and MWE/CCD trained in domestic MRV systems, tracking NDCs, enhancement GHG inventories and emission projections.** This output will be delivered through the following activities
- i. *Training activities:* A consultant will be contracted to conduct a training needs assessment. The purpose of the TNA is to identify and confirm training needs in the areas of quantification of emissions and removals, tracking NDCs, and reporting and communication on GHGI and the MRV systems. A training manual will be developed to address the identified needs and gaps. Training and mentorship will be conducted for MWE/CCD staff and the Hubs on quantification of emissions and removal by sector tracking the nationally determined contributions (NDCs), and Reporting and Communication on GHG and MRV systems.
 - ii. *Exposure trips:* Four (4) representatives from the Hubs, PMU and MWE/CCD will be facilitated to participate in exposure visits to 2 countries. The trips are intended to enhance understanding and learning of domestic MRV systems. Each trip is planned for duration of 6 days.
83. **Output 2.1.4.: Lessons learnt, and best practices scaled out through exchange programs for stakeholders on transparency activities.** This output will be delivered through the following activities
- i. *Cross sectoral workshops:* The workshops will draw participation across the 5 hubs and aimed at enhancing networking and learning among the participants.
 - ii. *Knowledge portal development:* The PMU shall facilitate the development of the portal including consultations on the key features of the web-based portal. The portal will be pre-tested, and mechanisms of routine maintenance integrated in the system.
 - iii. *Write shop:* Content developers from MWE/CCD and the Hubs will be identified and trained on compilation and publication of information on transparency activities
 - iv. *National Stakeholder Forum for GHGI and MRV Actors:* A national forum will be established for GHG and MRV actors. The Forum is intended to facilitate information and knowledge sharing across the sectors and other key actors involved in GHG and MRV activities in Uganda. The operational structure will be clearly defined including membership, governance structure and objectives, and an operational plan for at least the first 2 years will be developed. The PMU shall take the lead in the development of the forum, identify potential champions, and opportunities to synergize the forum activities with the project activities.
84. **Output 2.1.5 State of the Art Equipment and Tools procured.** This output will be delivered through the following activities;
- i. *Equipment and Tools assessment:* A consultant will conduct the assessment purposed to identify and/or confirm equipment and tools needs for data collection, processing, transmission, interpretation and reporting at Hubs level and at the MWE/CCD. The consultant will also identify and recommend suppliers for the equipment.

ii. *Procurement of State of the Art Equipment and Tools*: The PSC will coordinate the procurement. The procurement plan will be guided by the consultant's report and the equipment list identified at the PPG design stage.

85. Component 3: Testing and piloting the GHG emission inventory and MRV system.

This component will support testing and piloting of an integrated system for collecting, processing, reporting, using and sharing data and information generated from the system. Data for GHG inventory and MRV system will be collected. This will involve combining ground truth data collection and use of remotely sensed data. The protocols and tools pre-tested under component 2 will be used in data collection and transmission from the Hubs to the national inventory. The national inventory of greenhouse gas emissions (by sources) and removals (by sinks) will be established and made publicly available. The data will also be fed into the CBIT Global Coordination Platform. Uganda currently uses the Tier 1 guidelines to report on GHG emissions by source and removals by sinks based on the IPCC default factors. This component will use the data collected, remotely sensed data and those already available at the sector hubs and relevant institutions to estimate the national factors. The national factors will be used to calculate and report the GHG emissions based on the Tier 2 guidelines. This component will assist the sectors to use the data to inform policy.

86. Outcome 3.1: GHG inventory and MRV system functional.

Data for GHG inventory and MRV system is collected, and a national inventory of greenhouse gas emissions (by sources) and removals (by sinks) established, and made publicly available. Capacity is built on the CBIT Global Coordination Platform (GCP) and the data collected is fed into the CBIT GCP. This will help to identify the most cost-efficient GHG mitigation options and support acceleration of the achievement of the NDCs.

87. Targets for Outcome 3.1

- i. A national state of the art and cost-effective MRV system in place and fully operational, based on at least 3 sectoral hub data systems.
- ii. At least 4 sectoral hubs that comply with national and CBIT reporting requirements.

Outcome 3.1 will be delivered by the following outputs

- i. *Output 3.1.1: Data for GHG inventory and MRV system collected and fed into the global CBIT coordination platform.*
- ii. *Output 3.1.2: National inventory Green House Gas emissions (by sources) and by removals (by sinks) in place.*
- iii. *Output 3.1.3: National Inventory of Green House Gas emissions (by sources) and by removals (by sinks) made publicly available.*

88. Output 3.1.1: Data for GHG inventory and MRV system collected and fed into the global CBIT coordination platform. This output will be delivered through the following activities;

- i. *Global CBIT Coordination Platform*: MWE/CCD, AfrII, and PMU data teams will be oriented, trained and mentored on the global CBIT coordination platform and related data feeding systems. A consultant will facilitate the process and train MWE/CCD, AfrII, PMU and the Hubs. The teams will be assisted to analyze and feed data into the global CBIT Coordination Platform.

- ii. Operational Support to MWE GHG Office: Office Equipment will be procured to support the GHG Office operations.

89. **Output 3.1.2: National inventory Green House Gas emissions (by sources) and by removals (by sinks) in place.** This output will be delivered through the following activities;

- i. Hubs collect and transmit GHG data: MWE/CCD and AfrII will provide technical support to the hubs to collect, integrate and utilize ground truth data, access remotely sensed data and data from other sources. The Hubs will be facilitated by the project to collect the data and assisted to clean and upload the data to the national GHG inventory system. At least 4 hubs will collect and transmit 100% of their data, while all the data collected and transmitted by all the hubs shall be compliant to the IPCC Tier 2 requirements.
- ii. Hubs supported to report on their sector GHG emissions and removals: MWE/CCD and AfrII will provide technical support to the hubs to provide an account of the quantity of emissions and removals across the sectors. Operational support to the hubs will include communication and fuel costs to enhance their capacities for effectively and timely reporting on GHG activities at Hub level.
- iii. Hubs analyze, interpret and disseminate GHG data: A process consultant will be contracted to support MWE/CCD and the hubs to analyze, interpret and disseminate the data to support national reporting and policy processes. A write shop will be arranged to provide the hubs and MWE a practical lab space to build capacities in the analysis and reporting of GHG data and information to support the national level processes. The workshop will also take into consideration the existing national planning needs such as the planned review of National Development Plan II.
- iv. Participation at Climate Change events: MWE/CCD staff, Hub heads and PMU staff will be supported to participate in at least 4 regional and international climate change events.

90. **Output 3.1.3: National Inventory of Green House Gas emissions (by sources) and by removals (by sinks) made publicly available.** This output will be delivered through the following activities;

- i. Public disclosure of the GHGI and MRV system: A public launch of the system shall aim to raise awareness among key stakeholders on the GHGI and MRV system and also disseminate information on sectoral hub, and national level activities. The event shall also aim to showcase the key outputs, project successes and lessons learned.
- ii. Sector Policy Briefs developed: Critical policy information needs will be identified across the sectors and policy briefs developed to support evidence-based sector and national level planning processes. The Hubs will be supported to identify critical policy input areas, and using the available GHGI data, generate policy briefs to inform the policy and planning. Sector experts will be identified and facilitated to support the Hubs and also peer review the draft policy documents. The policy briefs will be publicized by the PMU.
- iii. Project proposal development: The project will facilitate the development of at least two project proposals with earmarked climate financing. The PMU shall lead the process that will involve identification of project ideas and their development into fully fledged proposals with input from the main stakeholders.

B. Associated Baseline Projects

Table 4: Summary of GHGI and MRV Associated Projects in Uganda (*pipeline, current and recent past*)

Project/Initiative	Thematic focus	Budget/Source	Status
<p>Reducing of Emissions from Deforestation and Forest Degradation (REDD+) Programme</p> <p><i>Implemented by the Forest Sector Support Department/MWE</i></p>	To support the efforts of Uganda to reduce emissions from deforestation and forest degradation, conservation and sustainable management of forests which will ultimately led to enhancement of carbon stocks	<p>US\$0.75m (targeted) and US\$ 1.798m (National) UN-REDD,</p> <p>Euros 650,000 Austrian Development Cooperation,</p> <p>US\$ 3.634m FCPF/World Bank</p> <p>US\$ 0.25m GoU annually since 2013/14 FY</p> <p>US\$3.75m GoU additional support/WB for July 2017-Dec 2019</p>	<ul style="list-style-type: none"> Working towards establishing a National Forest GHG Inventory Adapting MRV to REDD+ requirements Collection and assessment of initial Activity Data Planned is a NFMS REDD+ web portal Draft REDD+ Strategy & implementation plan Established National Forest Reference Emission Level Draft REDD+ Implementation Frameworks (Benefit Sharing Arrangements, Strategic Environmental & Social Management Framework, etc)
NDC Partnership	Support to countries towards meeting their NDC	<p>German, World Bank, UNDP</p> <p><i>Budget – not established</i></p>	Preparation of the NDC Partnership Plan for Uganda. NDC Secretariat to provide two technical advisors in early 2018; One Advisor at National Planning Authority (NPA) to support the development of project proposals and the alignment of national performance indicators with the NDC and SDGs. The second Advisor will be positioned at MWE/CCD to facilitate the development and implementation of the Partnership Plan
Uganda MRV Program	Support MRV establishment and capacity building.	Global Green Growth Institute (GGGI)	<p>Inception workshop held in Oct 2017 to launch stakeholder consultations and conduct a rapid assessment to inform preparation of a draft MRV Master Plan.</p> <p>Uganda MRV Program launched on 2nd Feb 2018 and the long term objective is to support GoU to develop a robust GHGI and MRV national system.</p>
Building Community Resilience, wetlands	Objective is to restore degraded wetlands, improve ecosystems and strengthen climate	<p>US\$24.14m Green Climate Fund</p> <p>US\$2m UNDP</p>	Financing agreement signed August 2017

ecosystems and associated catchments in Uganda (8 year project)	information and early warning systems	US\$18.12 GoU (co-financing)	
GGGI Project Uganda (2015-2016)	Support the development of the Uganda Green Growth Development Strategy (UGGDS) and Implementation Road Map Strengthen the capacity for green growth planning and implementation	Global Green Growth Institute (GGGI) Approved budget USD USD\$845,586 % budget disbursed 59%	Closed.
Low Emissions Capacity Building (LECB) II Project (2018-2020)	Institutional development for GHGI, and support to various adaptation initiatives	UNDP <i>Budget - not yet known</i>	Pipeline Project – At design stage
MRV System for Agriculture (<i>Title to be determined</i>)	Support to specific elements of the agricultural system	German Government <i>Budget - not yet known</i>	Pipeline project – yet to be launched
Strengthening Climate Information and Early Warning Systems in Uganda (2017-2025)	Strengthening capacities to monitor climate change generate reliable hydro-meteorological information (including forecasts).	USD\$4,000,000 GEF, LCDF USD\$23,664,000 Co-financing	Implementing agencies and partners: MWE, Department of Disaster Preparedness and Management/Office of the Prime Minister, UNDP
Supporting Countries to Integrate Agriculture Sectors into National Adaptation Plans (NAP-Ag)	Capacity building for NAP implementation	USD\$700,000 German Federal Ministry of the Environment's (BMUB) & International Climate Initiative (IKI)	Three (3) year project launched in August 2016 Implemented by MAAIF and MWE, and Technical Assistance by UNDP and FAO
ERICCA Project – Uganda Education and Research to improve Climate Change Adaptation (2014-2017)	To support establishment of the Makerere University Centre for Climate Change Research and Innovations (MUCCRI)	USAID	National Climate Atlas: An interactive web-based knowledge management system to centralize spatial information and knowledge on Climate Change being developed in cooperation with Ministry of Water & Environment MUCCRI is a stakeholder to many hubs including Agriculture, waste, energy. Data available will be mobilized for pilot testing the MRV.
Action in Kampala Capital City Authority (KCCA)	Overall objective is to develop a low carbon and climate resilient	€951,504 EC	KCCA has received a €951,504 grant from the European Commission to implement the Kampala Climate

	Kampala (Kampala CC Action Strategy 2014)		Change Action framework. Contributes to the national and international ambitions on climate change response- low emission approach builds resilience and maximizes the co-benefits of efficiency, economic diversity and human wellbeing. And provides opportunities for linking with CBIT through its strategic objective of human capacity development.
Development of sustainable National Green House Gas (GHG) Inventory Management System for Uganda (2011-2017) A Low Emission Capacity Building (LECB) Program	Strengthening Uganda’s technical and institutional capacity in the development of GHG inventory systems and NAMAs with inbuilt MRV systems. Project outputs: (1) A robust national system for preparation of GHG emission inventories established at national level. (2) NAMAs formulated within the national development context. (3) MRV systems designed to support implementation and evaluation of NAMAs.	Total Budget US\$672,000 EC, Federal Ministry for the Environment, Nature Conservation, Building and Nuclear Safety (BMUB), UNDP, and Australian Government	The project identified and elaborated 8 NAMAs from each of the high emission sector identified (agriculture, forestry, transport, energy and waste); established institutional mechanisms for GHGI and MRV coordination
NAMA on Integrated Waste Management and Biogas in Uganda (2017-2022)	Improved waste management practices in towns and municipalities through the introduction of integrated waste water treatment plants and biogas digesters.	US\$2,170,030 GEF US\$17,308,030 Co-financing	Implemented by Ministry of Energy & Mineral Development (MEMD). This will benefit from the CBIT capacity building efforts.

C. Incremental Cost Reasoning

91. Climate change activities in Uganda are supported through state contributions, development partners and the emerging EAC Partnership Fund. There are dedicated funds from bilateral and multilateral sources. The multilateral institutions through which funds are channeled include the GEF (Muyambi, 2013). The funded projects are categorized into full size projects, medium size products and enabling activity which include reporting such as the first and second National Communication to UNFCCC. Evidence shows that 85 projects have been funded by GEF in recent years, to the tune of US\$ 462,514,509, with leverage of additional co-financing amounting to US\$ 2,497,929,000. Out of these projects, 38 (44.7%) are national projects that have received funding amounting to US\$ 107,030,952 with co-financing estimated at US\$ 771,661,602, which constitute a total of US\$ 878,692,554 (<https://www.thegef.org/country/Uganda>).

92. In the recent past Uganda has attracted climate financing from a broad range of sources with the most recent being the Global Green Growth Institute (GGGI with plans to prepare a National Master Plan for GHG and MRV system. UNDP just concluded the LECB Project that focused on capacity building for GHG and MRV actors and streamlining the institutional structures and coordination. These interventions build on the past work aimed at addressing the gap of lack of a comprehensive national mechanism to measure and track GHG emissions. In spite of the aforementioned baseline interventions, the GHG emissions data quality is still largely low, unreliable, and the reporting is intermittent. This is partly attributed to the low institutional and human resource capacity. Of all the projects funded under GEF, none is directly involved in strengthening capacity towards improved transparency with GHG reporting. A meager 1.96 percent has so far been dedicated to improving reporting on climate change in general, and this is one of the reasons for lack of transparency in Uganda's reporting. GEF funding has largely supported biodiversity, climate change, land degradation and persistent organic pollutants. Under the GEF alternative, the CBIT project will build on the baseline to undertake activities that will support improvement of national capacities for measuring and reporting the GHG emissions. The additional funds will improve the quality and frequency of reporting. Thus, the incremental cost of the project US\$ 1,000,000 million is justified.

D. Global Environmental Benefits

93. Global Environmental Benefits will be delivered indirectly by supporting the Government of Uganda to implement and report on its NDC and REDD plus targets for the different sectors. This CBIT will be useful in helping the development of an improved MRV system that will provide better policy alignment based on more accurate and timely characterization of GHG emissions and removals potential. Training and equipment of the MRV will strengthen the capacity for collecting information to improve the reporting on actions and activities that a country is taking in mitigating, and adapting to, the effects of climate change). Enable the government to monitor and report better on the eight NAMAS (agriculture, energy, and transport and waste sectors) nationally but also internationally to the UNFCCC as viable options for reducing emissions. Useful to prepare the system and make appropriate decisions on the Nationally Appropriate Mitigation Actions (NAMAs) that will reduce GHG emissions. It is useful for other initiatives, such as the REDD+, that also requires critical information on the level of GHG emissions. Some of the specific policy interventions include targeting a mitigation impact of between 2.7 and 3.7 Million tons Carbon dioxide equivalent per year (MtCO₂e/a) through renewable energy; net emission reductions of between 16.9 and 22.2 Million tons Carbon dioxide equivalent per year through reversing deforestation; 260,000 hectares of new or restored wetlands with an annual mitigation impact of between 0.8 MtCO₂e, and net zero. This CBIT is envisaged to accelerate the achievement of these targets.

E. Socio-Economic Benefits

94. The project will generate a range of benefits for Uganda and its people. Proper data monitoring and analysis will help the country in decision making, prediction of weather related events and other environmental factors. By collecting and the data, the information gathered will be shared to different government agencies for their use in daily operations and decision making. Data and information generated will help government agencies to design appropriate measures to mitigate and adapt to climate change. This early intervention will help make communities improve on their resilience and adapt to climate related shocks.

95. The development of the cooperation framework will provide clarity on who is responsible for measuring, for reporting and for verification at the multi-levels and how any barriers to success can be addressed. Overall coordination in planning and execution of climate change and development projects will greatly improve owing to the multi-sectoral focus of the project. Through the formalization and operationalization of working arrangements between government agencies and with non-state actors, more openness in addressing climate change issues and information exchanges are key ingredients to inclusive and integrated development, including the gender mainstreaming elements of the project.
96. Improvements in primary data collection and processing resulting from the capacity building will aid the agriculture forest and land use agenda through access to proper data sets and gender disaggregated data for planning and to monitor mitigation and adaptation projects. This will also enable communities to be more resilient to climate related impacts, predict rain, and manage pasture and other activities. In addition, increased reporting and data-based decision-making will enhance climate resilience and coping strategies of the citizens.
97. The project will train at least 50 public servants to use collect, process, interpret and use climatic data and information for policy and decision making, with no less than 30% being women either through targeted training or participation on the coordination platform.
98. When Uganda meets its reporting obligations there are opportunities for further financing of identified NAPAs and NAMAs. More economic benefits of implementing NAMAS realized such as reducing the amount of money spent on fuel wood by using more efficient cook stoves, and creating employment and income through the improvement of existing business and the promotion of new businesses. During the consultations, one woman added that “The benefits are also social and environmental because interventions like using improved cook stoves mean that there’s reduced smoke inhalation for those cooking hence improved health and reduced amount of wood used and hence reduced deforestation”.

F. Risk Assessment and Mitigation

Table 5: Risk Assessment and Mitigation Planning

Project Outcome	Risks	Rating (High, Substantial, Modest, Low)	Risk Mitigation Measures
Outcome 1.1	Weak inter-ministerial coordination for GHGI and MRV system initiatives. This poses a risk of low commitment by participating government ministries due to the high demands on their time and resources.	Modest	Strengthening inter-ministerial coordination and cooperation is one of the priorities of the project. Effective engagement is only guaranteed with high level engagement of public officials, and this MWE is assigned the responsibility to drive the process of enhancing stakeholder buy-in and ownership especially for Government agencies relevant to the project.
Outcome 1.1, 2.1	Inadequate participation of all stakeholders and partners, poor	Low to medium	<ul style="list-style-type: none"> Participating institutions will be actively involved from the beginning in design, implementation and management decisions.

	cooperation between participating institutions, and stakeholders remain engaged and supportive of the program		<ul style="list-style-type: none"> • Roles and responsibilities will be explicit and participants allowed to transparently implement while sharing regular updates on progress. • Continuous engagement of institutions, regular reporting, monitoring of progress, and acknowledgement of efforts and achievements by each institution. • Communication plans and stakeholder requirements and expected outputs fully developed. • Regular progress and monitoring meetings will be held. • Under the draft CC Bill, Government intends to make it mandatory for relevant institutions to provide data for GHG Emissions Inventory. • Non-monetary Incentives, rewards and penalties for compliance.
Outcome 1.1, 3.1	Insufficient resources are made available by Ugandan government, and other partners to support implementation of the project	High	<ul style="list-style-type: none"> • Development of a future of action for sustaining financial resources for the project. • Efficient and effective expenditure to attract more support and donor interest (e.g. MRV development partner’s platform, and link to other CC financing initiatives).
Outcome 3.1	Continued dependence on global networks and platforms. These may become unsustainable and result in limited access to global financing and platforms for knowledge, collaboration and promotion	Low	<ul style="list-style-type: none"> • With the support of GEF and CI, financing for MRV programs will be diversified and incentives generated for stakeholder to contribute financially to the global objectives. • Increasing the profile and awareness of this project will also enable partners to contribute to the resource mobilization efforts.

G. Sustainability

99. The increased participation and accountability of multiple stakeholders (e.g. the private sector, local communities, Non-Government Organizations) in land-use mitigation actions, decision-making and monitoring will ensure sustainability. Secondly, the MRV system has been installed in the Climate Change Department (CCD), with one staff recruited to run the system. The Government is in the process of formulating the climate change policy, which will turn the CCD into an authority. Under this arrangement, the MRV system will be an integral component of the authority, and with adequate staff, and a budget. The interventions under this project will help build a case for sustained government investment in sustaining this system, facilitating full integration of this system into the national planning and budgeting process. The draft climate change law has provisions which will compel other stakeholders (focal points) to submit data to the central MRV system regularly. The current intervention will justify the value added through enhanced institutional linkages- improved and consistent flow of high quality data as well as feedback, use and data reporting.

H. Innovativeness

100. Through this project, Uganda will implement an integrated monitoring and reporting system. Rather than report on each sector emissions separately, the project funds will put in place in one platform. This platform will have the ability to integrate data sets from various sources including external ones. This is envisaged to reduce costs and enhance transparency. Transparency in data sources, definitions, methodologies and assumptions will build trust among countries and stakeholders. Data sources, definitions, methodologies and assumptions will be clearly documented to facilitate replication and assessment. Free and open access to methods, data, and tools with detailed documentation on data processing and creation will create many opportunities to provide better AFOLU data for various stakeholders. State of the art science in monitoring and new technologies (e.g. machine learning, remote sensing) to realize higher efficiencies will be introduced. Independent monitoring will be allowed for support – but will not be a substitute for – countries' mitigation planning and implementation. Independent monitoring provides an opportunity to integrate independent datasets to fill data gaps and encourage continuous improvements. Data integration approaches will reduce bias at the local level, by combining independent reference data with regional and global datasets. Independent monitoring will also build trust with donors and the general public, to stimulate and compensate for mitigation actions at local, national and landscape scales.

I. Replicability and Potential for Scaling Up

101. The increasing emissions from deforestation and degradation are a regional challenge and measurement of compliance with the Paris agreement is a critical need in many African countries. An increased capacity for and lessons learnt in the implementation of this project in Uganda will provide important information for future projects. This project will also offer an opportunity to improve existing data protocols and the Government of Uganda's MRV approaches, tools and capacity, and to support adoption of green economy interventions for sustainable development. Due to the similarity between Uganda's challenges and its regional neighbors, important lessons learnt during implementation will support scaling up. The engagement of partners with global and regional presence like Vital Signs will also enhance opportunities for scaling up of these interventions.

J. Consistency with National Priorities, Plans, Policies and Legal Frameworks

Table 6: Consistency with National Priorities, Plans, and Policies

National Priorities	Project Consistency
Vision 2040 (2012)	Sustainable and equitable development a key guiding principle of the vision with a focus on preservation of natural resources and addressing adverse environmental conditions associated with climate change. Over the Vision 2040 period, Government will develop appropriate adaptation and mitigation strategies on Climate Change and sharing of knowledge and information on climate Change and variability with the relevant stakeholders is considered a starting point. Special emphasis also given to strengthening coordination systems at both national and local levels and building the capacity of local governance and decision-making bodies. Gender inequalities recognized as pertinent issues in the strategy and the GEF project prioritizes gender mainstreaming in the planning, implementation and monitoring.

The constitution of the Republic of Uganda (1995, as amended in 2005 and 2015)	Provides the overall regulatory framework for implementation of the Uganda's National Climate Change policy-NCCP (2015) for the key sectors affected by the impacts of climate change.
The National Development Plan (NDP II) 2015/16 – 2019/2020 (2015)	The 2 nd NDP aims to achieve vision 2040 and recognizes that most of the key economic sectors (agriculture, energy, transport, waste) will be affected or affect climate change and the economy. It is informed by regional and global policies (Post 2015 Development Agenda and UNFCCC) and specifically provides direction on sectoral priorities e.g. mainstreaming climate change interventions into development plans, policies and budgets. The CBIT aligns with one of the strategic objectives of NDPII been Human Capital development in recognition of national and global priorities.
Uganda Green Growth Development Strategy (UGGDS 2016)	Seeks to operationalize the tenets of a green economy as espoused in the Uganda Vision 2040 and the National Development Plan II and covers a time horizon of fifteen years. Aims to operationalize the Vision 2040 aspirations and also address the national priorities defined in the NDPII. Goal: An inclusive low emissions economic growth process that emphasizes effective and efficient use of the country's natural, human, and physical capital while ensuring that natural assets continue to provide for present and future generations. Areas of focus: Agriculture, natural capital management, cities (urban development), transport and energy
National Climate Change Policy (NCCP) (2015)	The NCCP has taken the climate change resilient and low carbon development pathway as the strategy to meet the Uganda Vision 2040 goals. The activities in this CBIT contribute to achieving the following NCCP principles; 1. Devoting adequate attention to capacity development and institutional set-ups, 2. Devoting adequate attention to technology needs development and transfer, and 3. Providing a credible delivery structure.
National Climate Change Bill (draft)	The legal framework is in its final drafting stage and is intended to help the country mainstream climate change in the country's development processes. Aspects of institutional arrangements, gender, financing, etc are earmarked for inclusion in the draft bill.
National Adaptation Programmes of Action (NAPA)	Nine priority projects taken into account by the NCCP. Preparation of new priority projects are at advanced stage and their implementation will benefit from the capacity built under this CBIT. Particularly in quantifying the co-benefits from adaptation.
NAMA	NAMAs represent an opportunity for Uganda to address Green House Gas (GHG) emissions while responding to the sustainable development priorities and needs in the National Development Plans. Each of the 4 mitigation sectors (agriculture, waste, energy and transport) have developed MRVs which will benefit from this CBIT during their implementation.
National Strategy and Action Plan to strengthen human resources and skills to advance green, low-emission and climate-resilient development in Uganda 2013 – 2022 (Uganda National Climate Change Learning Strategy 2013)	The overall goal of the strategy is to strengthen Human Resources and Skills to advance low-emission and climate-resilient development in Uganda.

National Policy for Disaster Preparedness and Management 2010	A holistic approach to managing disasters is proposed and guided by inter-ministerial coordination and cooperation.
National Adaptation Plan (NAP)	This plan contributes to NDPII which in turn is geared to achieve Uganda's vision 2040. The capacity built under the CBIT will inform the process of reviewing and refining the plan to better contribute to the objectives of NDPII.
Sustainable Energy for All (SE4ALL) Initiative	Uganda's SE4ALL's Action Agenda (2015) seeks to integrate the multi-tier efforts that the country is implementing towards providing universal access to energy, increased energy efficiency and increased use of renewable energy. The SE4All Initiative requires countries to set quantitative objectives for each of the three goals making the CBIT project of relevance to the initiative. Among the cross sectoral priorities for SE4ALL AA is to; Build human and institutional capacity, and Foster an enabling environment by engaging national and local stakeholders.
Uganda's REDD+ Strategy	REDD+ is an international mechanism for Reducing Emissions from Deforestation and forest Degradation (REDD+) through providing economic incentives to support the livelihoods of forest dependent communities; and to ensure sustainability of natural resources. The aim of Uganda's REDD+ Strategy is to transform the current wood and biomass extraction into sustainable abatement activities through 8 strategic options. Most of these belong to the NAMAs (e.g. climate smart agriculture, and sustainable fuel wood and commercial charcoal production), in the target sectors of agriculture and energy respectively. The CBIT project will play an important role in quantifying and reporting on the removals across the sectors.
The Gender Policy aims to achieve gender equality and the empowerment of women, youth and the vulnerable groups through among others, to main stream gender responsive strategies into environmental plans, policies and programs at institutional and national levels.	The CBIT project shall raise awareness on the relevance of gender mainstreaming for the GHGI and MRV systems, and build capacity to capture and input gender disaggregated data into the GHG Inventory and MRV system
ICT Policy	Uganda has developed a National Information, Communication and Technology policy that has one of its strategic objectives as human capacity development and is informed by multi-level (national, regional, global) e.g. UNFCCC. The CBIT coordination platform will align with this policy.
Information and communication technologies for sustainable environment management and development	Building capacity in the use of the state of art data and information capture, processing and monitoring technologies. Build open data systems to enable access and use of the available data and information and to take advantage of big data that is becoming available by global and regional initiatives. This requires that an enabling environment is in place to guide and regulate the collection, access and use of data in the form of spatial data infrastructure (SDI).
	Streamline the mandate and strengthen the system for monitoring and management of biodiversity outside protected areas.

	Harmonize institutional mandates and functions as stipulated in the Constitution and various laws and policies
	Support operationalization of the National Wetlands Information System (NWIS) to enhance sustainable use of wetlands

K. Consistency with GEF Focal Area and/or Fund(s) Strategies

102. The project falls within the GEF’s Climate Change focal area as per the GEF-6 Focal Areas Results Framework. The project will help in reducing the severity of climate change impacts, which if left to continue growing, will impact on other GEF focal area innovations thereby underscoring the strong linkage between climate change and other global environmental issues. The GEF project will help in tracking climate actions in all sectors of the economy and will cover both national and county governments. It includes tracking of emissions, which is in line with GEF’s focal area objective of tracking emissions and taking deliberate efforts to reduce these emissions to combat climate change.

103. The project will contribute to the achievement of targets laid out in partner countries’ Nationally Determined Contributions (NDC) and the Sustainable Development Goals (SDG), SDG-13 “Climate Action” by strengthening the Capacity of Institutions in Uganda to comply with the Transparency Requirements of the Paris Agreement.

L. Linkages with other GEF Projects and Relevant Initiatives

104. Table 6 shows the other GEF projects/initiatives in Uganda that this CBIT will endeavor to leverage. Noteworthy is that there were no known activities supported by Initiative for Climate Action Transparency (ICAT) or Partnership on Transparency in the Paris Agreement (PATPA).

Table 7: Other Relevant Projects and Initiatives

GEF Projects1 Other Projects/Initiatives	Linkages and Coordination
MRV Uganda Program/GGGI GGGI working with MoWE to establish the MRV system	CBIT will work with this project to supplement its capacity building component. Joint planning and dissemination meetings will be held between GGGI and CBIT to strengthen synergies
Low Emission Capacity Building (LECB) Program - Development of sustainable National Green House Gas (GHG) Inventory Management System for Uganda	<ul style="list-style-type: none"> The trainees of LECB will be key resource persons in the implementation of CBIT and their skills further built to operationalize the GHGI and MRV system. The project initiated institutional structuring for improved GHG and MRV coordination. The outputs will inform the operationalization of the hubs and definition of roles and responsibilities under Component 1.
Low Emissions Capacity Building (LECB) II Project (2018-2020)	The CBIT team will endeavor to integrate the project outcomes into the LECB programming for sustained progression and development of the GHGI and MRV system.
Strengthening Institutional Capacity for Effective Implementation of Rio Conventions in Uganda	This project is under implementation and its components are related to CBIT. One of them is establishing a national institutional framework, and another is to improve coordination of data management

	CBIT will create collaborative linkages with this project to avoid duplication of efforts.
Strengthening Climate Information and Early Warning Systems in Africa to Support Climate Resilient Development and Adaptation to Climate Change	This project is also currently under implementation. One of its components is to transfer of technologies for climate and environmental monitoring infrastructure and another is to ensure that Climate information is integrated into development plans and early warning systems. It may not be directly involved in GHGs but there may be activities that can benefit CBIT, and these have to be identified.
NAMA on Integrated Waste Management and Biogas in Uganda (2017-2022)	Opportunity to strengthen local governments' participation in GHGI and MRV activities.
REDD+ Programme Reducing of Emissions from Deforestation and Forest Degradation	The project plans to establish a National Forest GHG Inventory, and has started collecting and initial assessment of activity data. Although seemingly more advanced in comparison to other sectors, the involvement of the forestry sector will allow for leveraging learnings with the other sectors. Of particular significance is component 2 and 3, for the adaptation and harmonization of protocols and tools for data collection, processing and transmission. Also planned is the NFMS REDD+ web portal, and the opportunity to align processes, and enhance cross sectoral data sharing. The CBIT project therefore is a value added to the REDD+ process in Uganda.
NDC Partnership	The initiative is to be hosted at MWE and therefore the opportunity to explore climate financing beyond CBIT.
Green Climate Fund	Uganda in the process of accreditation and MWE presented as one of the candidates for consideration as an executing agency for GoU. Strong prospects for financing future projects to build on the CBIT results
African Development Bank	<p>Priorities of the Bank</p> <ul style="list-style-type: none"> - Developing bankable projects (Priority 4), - Capacity gaps in awareness on NDC and CC (Priority 5) and Strengthen capacity of technical officers (Priority 9). <p>Established the Africa NDC Platform to focus on the continental priorities and issues to be presented to the NDC global platform.</p>

M. Consistency and Alignment with CI Institutional Priorities

105. This initiative is fully in line with the CI's institutional objective to CI directly work with national governments around the world to identify and design projects and advise on project execution, making sure that projects meet high technical and financial standards, while complying with the GEF's environmental and social safeguards.

N. Communications and Knowledge Management

106. In the interest of raising awareness the value of the CBIT Initiative, the project will use multiple strategies to reach out to the stakeholders based on a communication strategy to be developed by the PMU. Rather than establishing a new communication infrastructure, the project plans to use existing ones that deal with issues similar to those addressed by this project, not only for cost-efficiency reasons, but also for synergies and harmonization effects. Thus, the platform of GHG Inventory and MRV system will be strengthened to disseminate news, updates, and announcements. MWE and CI's website and social media network will also be used. A web page dedicated to this project will be created as a portal for all project-related information and materials.
107. Activities under Component 1 will serve as useful communication means as well. These activities will be more in depth and targeted, taking into account the project's purpose and institutional linkages. Announcements for the workshops will be disseminated widely through the networks of MWE, Focal Institutions, AfrII and CI among others, in order to gain the attention of the relevant stakeholders. The workshop results and related project outputs will be published on the web.
108. Component 2 provides for the development of a knowledge management to enhance learning and knowledge sharing. The GHGI and MRV Forum to be established under Component 3 will also serve as a means to disseminate knowledge products under the project, and also enhance networking and interaction across different sectors and actors in the GHGI and MRV Industry.

O. Lessons Learned During the PPG Phase and from other Relevant GEF Projects

109. The lessons learned during this phase resulted from the stakeholder engagements as well as the close interaction with the project executing agencies (MWE and AfrII). A summary of these is provided here below
- MoWE and stakeholders have done significant work towards implementing the full MRV system on which this CBIT should build;
 - The CBIT project would be a supplementary to ongoing efforts in the MRV in the country
 - There is a lot of duplication of efforts within and across the sectors;
 - The degree and commitment of the climate change actors-stakeholders of the CBIT was high and need to explore ways and means to sustain this during implementation;
 - Most of the obstacles encountered were often linked to lack of awareness and lack of capacity
 - When stakeholders are provided with relevant and practical information of the value of the intervention they provide new ideas;
 - A lot of information remains unshared hence the urgent need to establish a sharing and learning mechanism for the stakeholders.
 - Uganda needs significant support and assistance to build capacity for MRV;
 - Development of a cooperation framework, modalities for multi-sector partnerships to facilitate linkages between regional, national, subnational and local MRV that clearly defines the scope, roles and responsibilities of various government agencies, NGOs, local communities and private sector;
 - Development of baselines and choice of MRV of GHG emissions, mitigation actions and support should be flexible and contextual;
 - Support is necessary to pilot test and scale up methodologies/protocols that have been developed at project and sub-national levels;

- Participation of local communities is valuable to sustainable development of MRV;
- Capacity building (e.g. assessment, monitoring, information management) and technology transfer is critically needed;
- Seconding national staff of MRV to UNFCCC may help;
- Guidance is needed in financial mobilization to ensure the sustainability of the MRV.

SECTION 4: COMPLIANCE WITH CI-GEF PROJECT AGENCY’S ENVIRONMENTAL AND SOCIAL MANAGEMENT FRAMEWORK (ESMF)

A. Safeguards Screening Results and Categorization

110. The safeguard screening process was initiated by CI on approval of the PIF. The safeguards screening form (CI-GEF Environmental and Social Management Framework and the Safeguards Template) was applied by the consultant in August 2017 and identified only three safeguards as being triggered by the project; (i) Stakeholder Engagement (ii) Gender Mainstreaming, and (iii) Accountability and Grievance Mechanisms.

111. This then required that measures are put in place to address and or mitigate the impacts resulting from the project. In November 2017, CI responded with the CI-GEF Screening Results and Safeguards Analysis report, and Table 7 presents a summary of the results;

Table 8: Safeguard Screening Results

Safeguard Triggered	Yes	No	TBD	Date Completed
1. Environmental & Social Impact Assessment (ESIA)		X		
<i>Justification: No significant adverse environmental and social impacts that are sensitive, diverse, or unprecedented is anticipated</i>				
2. Natural Habitats		X		
<i>Justification: The project is not proposing to alter natural habitats</i>				
3. Involuntary Resettlement		X		
<i>Justification: The project is not proposing involuntary resettlement or restriction of access/use of natural resources.</i>				
4. Indigenous Peoples		X		
<i>Justification: The project does not plan to work in lands or territories traditionally owned, customarily used, or occupied by indigenous peoples</i>				
5. Pest Management		X		
<i>Justification: There are no proposed activities related to pest management</i>				
6. Physical & Cultural Resources		X		
<i>Justification: There are no proposed activities related to physical and cultural resources</i>				
7. Stakeholder Engagement	X			
<i>Justification: The project is required to engage stakeholders</i>				
8. Gender mainstreaming	X			
<i>Justification: The project is required to mainstream gender at all levels</i>				
9. Accountability and Grievance Mechanisms	X			
<i>Justification: As a publicly funded GEF project, a Grievance Mechanism is required.</i>				

B. Measures to be taken by the Executing Agency to address safeguard policy issues:

I. Grievance Mechanism

112. To ensure that the project meets CI-GEF Project Agency's "Accountability and Grievance Mechanism Policy #7", the Executing Agency is required to develop an Accountability and Grievance Mechanism that will ensure people affected by the project are able to bring their grievances to the Executing Agency for consideration and redress. The mechanism must be in place before the start of project activities, and also disclosed to all stakeholders in a language, manner and means that best suits the local context.

In addition, the Executing Agency is required to monitor and report on the following minimum accountability and grievance indicators:

1. Number of conflict and complaint cases reported to the project's Accountability and Grievance Mechanism; and
2. Percentage of conflict and complaint cases reported to the project's Accountability and Grievance Mechanism that have been addressed.

II. Gender Mainstreaming

113. To ensure that the project meets CI-GEF Project Agency's "Gender Mainstreaming Policy #8", the Executing Agency is required to prepare a Gender Mainstreaming Plan.

In addition, the Executing Agency is required to monitor and report on the following minimum gender indicators:

1. Number of men and women that participated in project activities (e.g. meetings, workshops, consultations);
2. Number of men and women that received benefits (e.g. employment, income generating activities, training, access to natural resources, land tenure or resource rights, equipment, leadership roles) from the project; and if relevant;
3. Number of strategies, plans (e.g. management plans and land use plans) and policies derived from the project that include gender considerations.

III. Stakeholder Engagement

114. To ensure that the project meets CI-GEF Project Agency's "Stakeholders' Engagement Policy #9", the Executing Agency is required to develop a Stakeholder Engagement Plan.

In addition, the Executing Agency is required to monitor and report on the following minimum stakeholder engagement indicators:

1. Number of government agencies, civil society organizations, private sector, indigenous peoples and other stakeholder groups that have been involved in the project implementation phase on an annual basis;
2. Number persons (sex disaggregated) that have been involved in project implementation phase (on an annual basis); and
3. Number of engagement (e.g. meeting, workshops, consultations) with stakeholders during the project implementation phase (on an annual basis).

Final project categorization:

115. The project triggers three safeguard policies; (i) Stakeholder Engagement, (ii) Gender Mainstreaming, and (iii) Accountability and Grievance Mechanism. The screening results indicate

that no indirect and/or long-term impacts due to anticipated future activities are foreseen at this time. The proposed approach of the project is expected to avoid or minimize adverse impacts. As such, no better alternative can be conceived at this time.

116. The project is therefore expected to prepare the following safeguard plans; (i) A Stakeholder Engagement Plan, (ii) A Gender Mainstreaming Plan, and (iii) A Grievance Mechanism as measures to avoid or minimize adverse impacts.

Table 9: Safeguard Categorization

PROJECT CATEGORY	Category A	Category B	Category C
			X
<i>Justification: The proposed project activities are likely to have minimal or no adverse environmental and social impacts.</i>			

C. Compliance with Safeguard Recommendations

117. During the PPG Stage, stakeholder consultations were conducted in form of workshops, bilateral and Focus Group Meetings, and also telephone calls. The issues of the stakeholder involvement and gender mainstreaming were raised and discussed extensively during these engagements, and the outcomes have informed the preparation of the safeguard plans. A list of persons consulted has been provided within the SEP.

SECTION 5: IMPLEMENTATION AND EXECUTION ARRANGEMENTS FOR PROJECT MANAGEMENT

A. Execution Arrangements and Partners

118. The project will be co-executed by the Government of Uganda through the Ministry of Water and Environment (MWE), with Africa Innovation Institute (AFRII) and Vital Signs. The execution arrangement for the project is guided by the Memorandum of Understanding signed between MWE and AfrII for the design and implementation of the CBIT/GEF project.

119. **The Ministry of Water and Environment** will provide overall policy guidance and support for delivery of the project and facilitate contact with all relevant government agencies including the inter-ministerial committee on climate change, climate change desk officers, organizations and other institutions involved in GHG and MRV activities. MWE will also provide staff of CCD for co-operation and relations for implementation of project activities and will also assume responsibility for the delivery of Component 1; *Support establishing and strengthening the institutional arrangements for robust GHG emission inventory and MRV system*. Stakeholder engagement and involvement is key under this component, requiring for high level engagement of Government institutions and development partners. Building and enhancing ownership of the project process and outputs for the sustained development of Uganda’s GHG and MRV systems is one of the expected outcomes from MWE support.

120. **Africa Innovation Institute (AfrII)**³ will oversee and take the lead for implementation of Component 2; *Building capacity of key stakeholders to collect, process and feed gender disaggregated data into the GHG emissions inventory system* and Component 3; *Testing and piloting the GHG emission*

³ AfrII will be a grantee under this project.

inventory and MRV system. Vital Signs will contribute technical inputs and experience in data collection and integration in the region.

121. While this CBIT project will be implemented by the Government of Uganda, Afril will host the PMU. Vital Signs will provide administrative support and guidance for delivery of the project based on prior experience working with CI projects in the region.

The Project Steering Committee (PSC)

122. The PSC will comprise of 9 institutional representatives from MWE, CCD, Afril, Vital Signs Uganda, and Sector Heads for the participating sectors of Agriculture, Energy, Forestry, Transport, and Waste. The participation of women on the PSC shall be at least 30% of the membership, through either direct or co-opted participation. The PSC will be responsible for providing strategic direction and oversight and ensure effective implementation of the project. PSC will ensure all activities are in line with national policies, coordinate the inter-ministerial and inter-institutional support programs, and advise and support the work of the PMU. The PSC will meet quarterly to review program implementation and report back to its respective ministries, with the Project Manager (head of PMU) as secretary.

The Program Management Unit (PMU)

123. The PMU will be responsible for day-to-day monitoring and reporting on the project. Vital Signs will lead the PMU reporting to the GEF Implementing Agency and management of grantees, while Afril will host the PMU for the duration of the project, with the national Hubs continuing to operate as functional units to sustain and improve data collection and processing systems as part of the overall national GHGI and MRV system.
124. The PMU will be responsible for implementation and management, administration, and performance against set plans and budgets, and reporting. The PMU will also provide any support required by the project partners.

The PMU, with support from Vital Signs will be responsible for:

- i. Procurement of all services, goods, and equipment
- ii. Financial record keeping
- iii. Reporting and disbursements (financial)
- iv. Project monitoring and reporting (technical)
- v. Submission of all technical and financial reports to the CI-GEF Agency
- vi. Contractual obligations
- vii. Act as the secretariat for the PSC
- viii. Represent the project to the GoU, CI, and other partners as required
- ix. Ensure the smooth running of the project through monitoring and communication with the PSC, working and consultative groups, contractors, consultants, stakeholders and other engaged agencies, institutions, and individuals
- x. Actively coordinate the flow of inputs, procurement, outputs, and work streams to ensure the program runs smoothly and delivers the specified outputs and overall objectives
- xi. Implement the communications strategy for project, including identifying appropriate opportunities to communicate and demonstrate the progress and achievements of the program

and responding to concerns, criticism, and questions that may arise regarding the program and its implementation

125. The project will hire a Project Coordinator, Statistician/GHG Expert, Climate Scientist (Capacity Building), Finance and Administrative Officer, Driver and general support staff as may be deemed necessary.

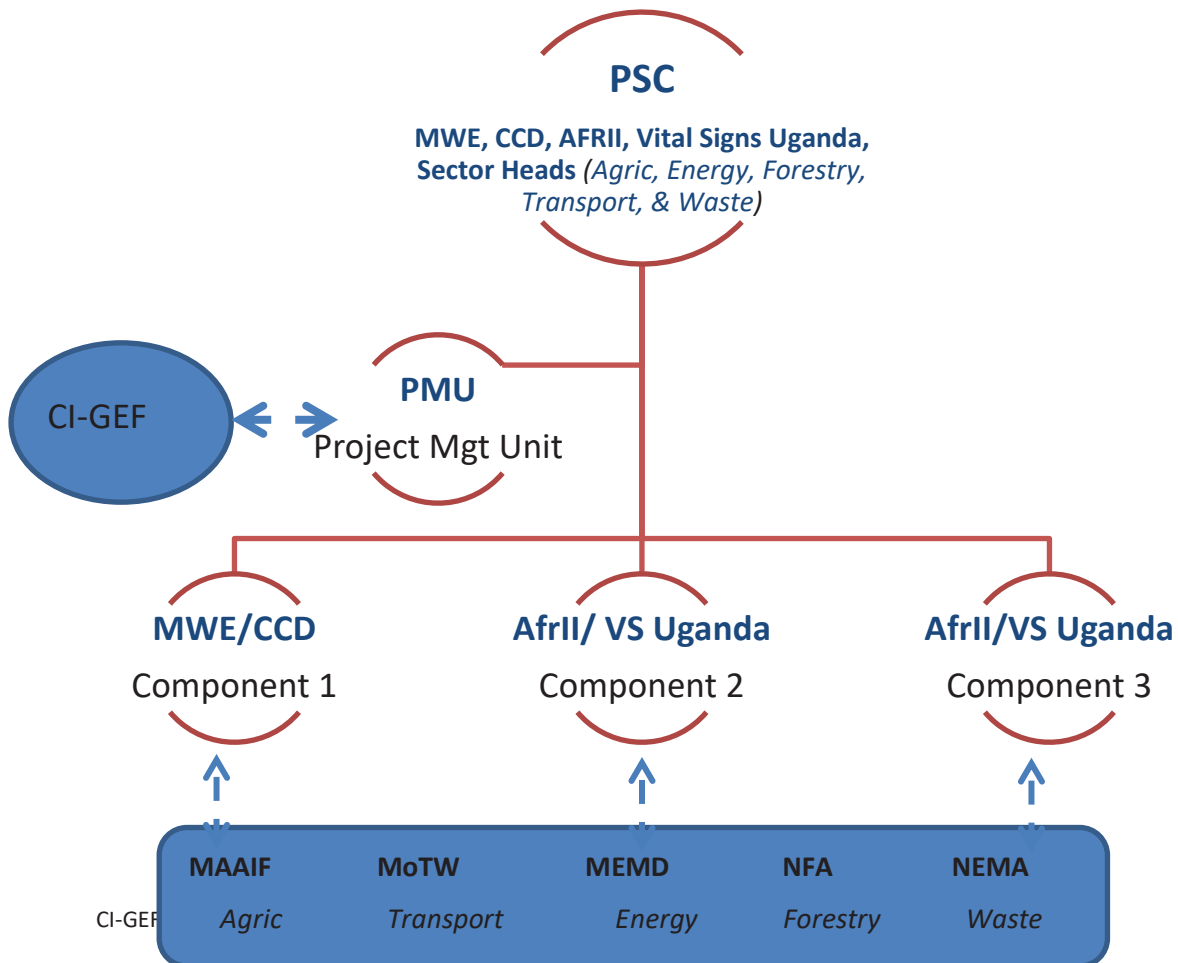
126. The roles and responsibilities of the Project Manager will be: Overall management of project activities including acting as secretary to the Project Steering Committee. He/She will coordinate delivery of the project components and all project activities and act as liaison between the project stakeholders including the MWE/CCD, The Hubs, AFRII and Vital Signs. H/She will be responsible for monitoring progress against the implementation plan, budgeting and reporting.

Conservation International-GEF (CI-GEF) Agency

127. The CI-GEF Project Agency will provide project assurance, including supporting project implementation by maintaining oversight of all technical and financial management aspects, and providing other assistance upon request of the Executing Agency. The CI-GEF Project Agency will also monitor the project’s implementation and achievement of the project outputs, ensure the proper use of GEF funds, and review and approve any changes in budgets or work plans. The CI-GEF Project Agency will arbitrate and ensure resolution of any execution conflicts.

B. Project Execution Organizational Chart

Figure 3: Project Organogram



SECTION 6: MONITORING AND EVALUATION PLAN

128. Project monitoring and evaluation will be conducted in accordance with established Conservation International and GEF procedures by the project team and the CI-GEF Project Agency. The project's M&E plan will be presented and finalized at the project inception workshop, including a review of indicators, means of verification, and the full definition of project staff M&E responsibilities.

A. Monitoring and Evaluation Roles and Responsibilities

129. The Project Management Unit on the ground will be responsible for initiating and organizing key monitoring and evaluation tasks. This includes the project inception workshop and report, quarterly progress reporting, annual progress and implementation reporting, documentation of lessons learned, and support for and cooperation with the independent external evaluation exercises.

130. The project Executing Agency is responsible for ensuring the monitoring and evaluation activities are carried out in a timely and comprehensive manner, and for initiating key monitoring and evaluation activities, such as the independent evaluation exercises.

131. Key project executing partners are responsible for providing any and all required information and data necessary for timely and comprehensive project reporting, including results and financial data, as necessary and appropriate.

132. The Project Steering Committee plays a key oversight role for the project, with regular meetings to receive updates on project implementation progress and approve annual workplans. The Project Steering Committee also provides continuous ad-hoc oversight and feedback on project activities, responding to inquiries or requests for approval from the Project Management Unit or Executing Agency.

133. The CI-GEF Project Agency plays an overall assurance, backstopping, and oversight role with respect to monitoring and evaluation activities.

134. The CI Internal Audit function is responsible for contracting and oversight of the planned independent external evaluation exercises at the mid-point and end of the project.

B. Monitoring and Evaluation Components and Activities

135. The Project M&E Plan should include the following components (see M&E table 8 for details):

a. Inception workshop

Project inception workshop will be held within the first three months of project start with the project stakeholders. An overarching objective of the inception workshop is to assist the project team in understanding and taking ownership of the project's objectives and outcomes. The inception workshop will be used to detail the roles, support services and complementary responsibilities of the CI-GEF Project Agency and the Executing Agency.

b. Inception workshop Report

The Executing Agency should produce an inception report documenting all changes and decisions made during the inception workshop to the project planned activities, budget, results framework, and any other key aspects of the project. The inception report should be

produced within one month of the inception workshop, as it will serve as a key input to the timely planning and execution of project start-up and activities.

c. **Project Results Monitoring Plan** (Objective, Outcomes, and Outputs)

A Project Results Monitoring Plan will be developed by the Project Agency, which will include objective, outcome and output indicators, metrics to be collected for each indicator, methodology for data collection and analysis, baseline information, location of data gathering, frequency of data collection, responsible parties, and indicative resources needed to complete the plan. Appendix IV provides the Project Results Monitoring Plan table that will help complete this M&E component.

In addition to the objective, outcome, and output indicators, the Project Results Monitoring Plan table will also include all indicators identified in the Safeguard Plans prepared for the project, thus they will be consistently and timely monitored.

The monitoring of these indicators throughout the life of the project will be necessary to assess if the project has successfully achieved its expected results.

Baseline Establishment: in the case that all necessary baseline data has not been collected during the PPG phase, it will be collected and documented by the relevant project partners ***within the first year*** of project implementation.

d. **GEF Focal Area Tracking Tools**

The relevant GEF Focal Area Tracking Tools was completed prior to submission for CEO approval and will be updated at the time of the terminal evaluation.

e. **Project Steering Committee Meetings**

Project Steering Committee (PSC) meetings will be held annually, semi-annually, or quarterly, as appropriate. Meetings shall be held to review and approve project annual budget and work plans, discuss implementation issues and identify solutions, and to increase coordination and communication between key project partners. The meetings held by the PSC will be monitored and results adequately reported.

f. **CI-GEF Project Agency Field Supervision Missions**

The CI-GEF PA will conduct annual visits to the project country and potentially to project field sites based on the agreed schedule in the project's Inception Report/Annual Work Plan to assess first hand project progress. Oversight visits will most likely be conducted to coincide with the timing of PSC meetings. Other members of the PSC may also join field visits. A Field Visit Report will be prepared by the CI-GEF PA staff participating in the oversight mission, and will be circulated to the project team and PSC members within one month of the visit.

g. **Quarterly Progress Reporting**

The Executing Agency will submit quarterly progress reports to the CI-GEF Project Agency, including a budget follow-up and requests for disbursement to cover expected quarterly expenditures.

h. **Annual Project Implementation Report** (PIR)

The Executing Agency will prepare an annual PIR to monitor progress made since project start and in particular for the reporting period (July 1st to June 30th). The PIR will summarize the annual project result and progress. A summary of the report will be shared with the Project Steering Committee.

i. **Final Project Report**

The Executing Agency will draft a final report at the end of the project.

j. **Independent Terminal Evaluation**

An independent Terminal Evaluation will take place within six months after project completion and will be undertaken in accordance with CI and GEF guidance. The terminal evaluation will focus on the delivery of the project's results as initially planned (and as corrected after the mid-term evaluation, if any such correction took place). The Executing Agency in collaboration with the PSC will provide a formal management answer to the findings and recommendations of the terminal evaluation.

k. **Lessons Learned and Knowledge Generation**

Results from the project will be disseminated within and beyond the project intervention area through existing information sharing networks and forums. The project will identify and participate, as relevant and appropriate, in scientific, policy-based and/or any other networks, which may be of benefit to project implementation through lessons learned. The project will identify, analyze, and share lessons learned that might be beneficial in the design and implementation of similar future projects. There will be a two-way flow of information between this project and other projects of a similar focus.

l. **Financial Statements Audit**

Annual Financial reports submitted by the executing Agency will be audited annually by external auditors appointed by the Executing Agency.

136. The Terms of References for the evaluations will be drafted by the CI-GEF PA in accordance with GEF requirements. The procurement and contracting for the independent evaluations will be handled by CI's General Counsel's Office. The funding for the evaluations will come from the project budget, as indicated at project approval.

Table 10: M&E Plan Summary

Type of M&E	Reporting Frequency	Responsible Parties	Indicative Budget from GEF (USD)
<i>a. Inception workshop and Report</i>	Within three months of signing of CI Grant Agreement for GEF Projects	<ul style="list-style-type: none">• Project Team• Executing Agency• CI-GEF PA	2,600
<i>b. Inception workshop Report</i>	Within one month of inception workshop	<ul style="list-style-type: none">• Project Team• CI-GEF PA	1,222
<i>c. Project Results Monitoring Plan (Objective, Outcomes and Outputs)</i>	Annually (data on indicators will be gathered according to monitoring)	<ul style="list-style-type: none">• Project Team• CI-GEF PA	21,347

	plan schedule shown on Appendix IV)		
d. GEF Focal Area Tracking Tools	i) Project development phase; ii) prior to project mid-term evaluation; and iii) project completion	<ul style="list-style-type: none"> • Project Team • Executing Agency • CI-GEF PA 	8,539
e. Project Steering Committee Meetings	Annually	<ul style="list-style-type: none"> • Project Team • Executing Agency • CI-GEF PA 	8,500
f. CI-GEF Project Agency Field Supervision Missions	Approximately annual visits	<ul style="list-style-type: none"> • CI-GEF PA 	N/A
g. Quarterly Progress Reporting	Quarterly	<ul style="list-style-type: none"> • Project Team • Executing Agency 	35,000
h. Annual Project Implementation Report (PIR)	Annually for year ending June 30	<ul style="list-style-type: none"> • Project Team • Executing Agency • CI-GEF PA 	13,000
i. Project Completion Report	Upon project operational closure	<ul style="list-style-type: none"> • Project Team • Executing Agency 	13,845
j. Independent Terminal Evaluation	CI Evaluation Office Project Team CI-GEF PA	<ul style="list-style-type: none"> • Evaluation field mission within three months prior to project completion. 	15,750
k. Lessons Learned and Knowledge Generation	Project Team Executing Agency CI-GEF PA	<ul style="list-style-type: none"> • At least annually 	13,200
l. Financial Statements Audit	Executing Agency CI-GEF PA	<ul style="list-style-type: none"> • Annually 	16,400

SECTION 7: PROJECT BUDGET AND FINANCING

A. Overall Project Budget

137. The project will be financed by a medium size GEF grant of USD 1,100,000 with co-financing from MWE (US\$350,000), CI (US\$ 10,000) and Afril (US\$ 259,455). A summary of the project costs and the co-financing contributions is given in the two (2) tables below. The project budget may be subject to revision during implementation. The detailed Project Budget is provided in Appendix VII.

Table 11⁴: Planned Project Budget by Component

Budget Category	Component 1	Component 2	Component 3	PMC	Total budget
Personnel Salaries and benefits	25,939	29,277	37,436	68,996	161,648
Professional services	71,250	180,480	5,250	18,705	275,685
Travels and accommodations	8,335	29,116	13,371	4,240	55,061
Meetings and workshops	0	0	0	0	0
Grants & Agreements	105,968	151,587	323,610	0	581,165
Equipment	0	0	0	0	0
Other Direct Costs	3,288	4,257	10,835	8,060	26,440
TOTAL GEF FUNDED PROJECT	214,780	394,718	390,502	100,000	1,100,000

Table 12: Planned Project Budget by Year

Budget Category	Year 1	Year 2	Total budget
Personnel Salaries and benefits	106,643	55,005	161,648
Professional Services	251,535	24,150	275,685
Travels and accommodations	32,952	22,109	55,061
Meetings and workshops	0	0	0
Grants & Agreements	391312.361	189853.125	581,165
Equipment	0	0	0
Other Direct Costs	16,486	9,955	26,440

⁴ Funding for Meetings and Workshops, as well as Equipment is under the budget of Afril as part of the Grants and Agreements budget categories.

TOTAL GEF FUNDED PROJECT	798,928	301,072	1,100,000
---------------------------------	----------------	----------------	------------------

B. Overall Project Co-financing

138. The total co-funding declared to support components 1, 2 and 3 of the CBIT project, “Strengthening the Capacity of Institutions in Uganda to comply with the Transparency Requirements of the Paris Agreement in Uganda/East Africa” is US\$ 619,455. CI as the implementing agency indicated in-kind co-funding support to the tune of US\$ 10,000 while MWE as one of the executing agencies committed in-kind support of US\$ 350,000. During the preparation of the ProDoc and realizing the need for more cost-effective support of this CBIT, AfrII the other executing agency committed additional US\$ 259,455 as in-kind co-funding to raise the total project co-funding to US\$ 619,455. This contribution as described above is intended to qualify as co-financing should the project proposal be successful and following on is a description of the co-financier and purpose of in-kind contribution.

139. The co-financing from Ministry of Water and Environment is to a tune of US\$ 350,000 and will come as support for requisite infrastructure venue for meetings, office furniture, utilities-water, electricity, internet and security. The in-kind contribution will be estimated using equivalent cost of service if outsourced. For example, when a meeting is held in MWE the equivalent costing elsewhere is estimated as the in-kind contribution. Similarly, for AfrII, their in-kind co-financing will be used to provide services for meeting space, infrastructure and utilities.

140. The co-financing commitment letters are attached in the Appendix VIII.

Table 13: Committed Cash and In-Kind Co-financing (USD)

Sources of Co-financing	Name of Co-financier	Type of Co-financing	Amount (US\$)
Government	Ministry of Water and Environment (MWE)	In-kind	350,000
Other	Conservation International (CI)	In-kind	10,000
Other	Africa Innovation Institute	In-kind	259,455
TOTAL CO-FINANCING			619,455

APPENDIX I: Project Results Framework

To support institutions in Uganda to respond to the Transparency Requirements of the Paris Agreement			
Indicator(s)	1. Functional and well-coordinated inter-sectoral institutional arrangement for gender-disaggregated data collection, processing and sharing		
	2. Adequate skilled staff and equipment in place for effective and efficient reporting		
	3. GHG emission gender disaggregated data collected, processed and shared online.		
Expected Outcomes and Indicators	Project Baseline	End of Project Target	Expected Outputs and Indicators
Component 1: Establishing and strengthening the institutional arrangements for robust GHG emission inventory and MRV system.			
Outcome 1.1.: Institutional arrangements for data collection and processing in 5 key sectors (agriculture and land use; forestry, energy, transport and waste) strengthened.	1.1 Currently, there is no framework of cooperation and networking between CCD and the sector hubs (agriculture and land use; forestry, energy, transport and waste), and GHGI and MRV stakeholders including the public, private sector, civil society and academia.	1.1 At least one (1) GHGI and MRV inter-ministerial coordination framework is institutionalized and operational for MWE/CCD's engagements with the sector hubs and GHGI and MRV stakeholders.	Output 1.1.1 Focal points in each of the 5 sectors defined, strengthened, institutionalized and functioning as hubs of data collection and processing <i>Indicator 1.1.1.1: No of governance structures to strengthen Focal points in the sectors</i> Target: A GHGI Committee with representation from participating sector/hubs/focal points established
<i>Indicator 1.1.: Number of GHGI and MRV system framework for collecting, processing and sharing data identified, defined and elaborated</i>	1.2 There are no institutional mechanisms to facilitate engagement between the sector hubs on collection of GHG data, sharing, processing and reporting in compliance to Paris Agreement and IPCC guidelines.	1.2 At least four (4) inter-sectoral arrangements in place to facilitate engagements on GHGI and MRV	<i>Indicator 1.1.1.2: No. of hubs for gender disaggregated data established</i> Target: At least 5 hubs established to manage gender disaggregated GHG data across the 5 sectors
<i>Indicator 1.2.: Number of inter-sectoral arrangements on GHGI and MRV system</i>	1.3 Currently, there are no inter-sectoral interactions on GHGI and MRV	1.3 At least 30% increase inter-sectoral communication on data collection, sharing, processing and transmission to CCD	Target: At least 5 Gender focal points on climate change in the key institutions strengthened <i>Indicator 1.1.2.1.:No of Gender focal points sensitized and integrated in the sector hubs</i> Target: At least 5 Gender focal points integrated in sector hubs
<i>Indicator 1.3.: Percentage increase in number of inter-sectoral interactions on GHGI and MRV data collection and processing in compliance with Paris Agreement and IPCC guidelines</i>	1.4 Gender Focal Points are currently not aligned to the GHGI and MRV operations and no gender disaggregated data is being collected for the GHGI.	1.4 Gender considerations integrated in GHGI and MRV system operations	
<i>Indicator 1.4.: No of gender focal points integrated in the sector hubs for GHGI operations</i>			

		<p>Output 1.1.3.: Institutional arrangements for data collecting, processing and sharing formalized and operational</p> <p><i>Indicator 1.1.3.1: No of MoUs on data collection and sharing arrangements signed between MOWE and sectors</i></p> <p>Target: At least 4 MoUs signed by the sectors to operationalize the hubs with clear roles and responsibilities</p> <p><i>Indicator 1.1.3.2 No. of technical guides developed</i></p> <p>Target 1: At least one (1) data management needs report developed</p> <p>Target 2: At least one technical guide on intra and inter-sector data sharing developed</p> <p>Target 3: At least one information and knowledge guides developed</p> <p><i>Indicator 1.1.3.3 No. of meetings to strengthen data collection, processing and sharing</i></p> <p>Target: At least one inter-sectoral hub meeting held each quarter</p>
		<p>Output 1.1.4: Linkages between the hubs and the MWE for compliance to Paris agreement and IPCC guidelines established and strengthened</p> <p><i>Indicator 1.1.4.1: No of technical meetings held</i></p> <p>Target: At least one meeting facilitated for MWE and hubs to determine needs and share information every quarter</p> <p>Output 1.1.5: Framework for inter-ministerial coordination strengthened, and formal cooperation between government, CSOs,</p>

			<p>private sector and academia defined and institutionalized</p> <p><i>Indicator 1.1.5.1.: No of cooperation MRV stakeholders and non-state actors developed</i></p> <p>Target 1: An Inter-ministerial cooperation framework developed and operationalized through MoUs and regular meetings</p> <p>Target 2: A cooperation framework between MWE and private sector &CSO developed and operationalized MoUs and regular meetings</p> <p>Target 3: A cooperation framework between MWE and academia developed and operationalized MoUs and regular meetings</p>
Component 2: Building capacity of key stakeholders to collect, process and feed gender disaggregated data into the GHG emissions inventory system.			
<p>Outcome 2.1.: Capacity of stakeholders built on data collection and processing protocols; and procurement of state-of-the art equipment and tools</p> <p><i>Indicator 2.1.: Number of sectoral hubs equipped with standardized protocols, and state-of- the art equipment and tools for MRV</i></p> <p><i>Indicator 2.2.: Number of technical staff trained in key emission sectors (agriculture and land use, energy, transport, and waste sectors) involved in GHG data collection, processing and sharing</i></p>	<p>2.1 The hubs have never been equipped to effectively respond to the national and IPCC requirements. MWE and hubs have never been trained on the use of the state of the art equipment and tools for MRV system.</p> <p>2.2 It was established that training was never conducted for GHGI and MRV actors on collection of field data and gender disaggregated data. Basic training was however provided on processing and transmission of GHG data based on domestic MRV and compliance to the IPCC and national requirements.</p> <p>Also noted is that no standard protocols and tools are in place for collection and processing of GHG data by the hubs.</p>	<p>2.1 At least 3 sectoral hubs equipped with standardized protocols, and state-of- the art equipment and tools for MRV.</p> <p>2.2 At least 50 staff (at least 30% women) from MoWE and the hubs trained on data collection and sharing, gender disaggregated data, domestic MRV systems and compliance to the IPCC and national requirements</p>	<p>Output 2.1.1.: Protocols for data collection and processing developed and certified</p> <p><i>Indicator 2.1.1.1.: No. of protocols developed, tested and certified</i></p> <p>Target 1: A compendium of robust MRV data protocols for the four sectors developed</p> <p>Target 2: At least 3 sector data protocols pre-tested</p> <p>Target 3: At least one sector data protocol and tool certified by quarter3</p> <p>Target 4: At least one ICT data collection and transmission tool developed</p> <p><i>Indicator 2.1.1.2.: No. of technical reports developed</i></p>

		<p>Target 1: At least 1 needs and compliance report to IPCC and other national requirements developed</p> <p><i>Indicator 2.1.1.3: No. of hubs with capacity for timely reporting and communication</i></p> <p>Target: All hubs are equipped with materials and supplies to facilitate communication and timely response to MWE GHGI requirements each quarter.</p> <p>Output 2.1.2.: Field data teams from the key emission sectors convened and trained in collection, processing and transmission of GHG data.</p> <p><i>Indicator 2.1.2.1: No. of studies to strengthen capacity of field data teams</i></p> <p>Target 1: At least one training needs assessment across 5 sectors conducted</p> <p>Target 2: At least one survey conducted to assess the capacity of 5 hubs to collect, process and interpret gender disaggregated data</p> <p><i>Indicator 2.1.2.2.: No. of training manuals and plans developed</i></p> <p>Target 1: At least one training manual on integration of gender disaggregated data developed</p> <p>Target 2: At least one training manual and plan on field data collection, processing and transmission developed</p> <p>Output 2.1.3.: Staff from the hubs and MWE/CCD trained in domestic MRV systems,</p>
--	--	---

		<p>tracking NDCs, enhancement GHG inventories and emission projections</p> <p><i>Indicator 2.1.3.2: No of studies to understand training needs for staff from the hubs and MWE/CCD</i></p> <p>Target 1: At least 3 sector training needs studies conducted</p> <p><i>Indicator 2.1.3.3: No. of manuals and plans developed to address identified gaps</i></p> <p>Target 1: At least one training manual is developed</p> <p><i>Indicator 2.1.3.4: No of staff trained in domestic MRV systems and GHGs</i></p> <p>Target 1: At least 30 staff trained (at least 30% women) and mentored on quantification of emissions and removals and reporting and communication</p> <p>Target 2: At least 10 persons from hubs, PMU and MWE/CCD participate in exposure trips to 3 countries</p> <p>Output 2.1.4.: Lessons learned and best practices scaled out through exchange programs for stakeholders on transparency activities</p> <p><i>Indicator 2.1.4.1: No. of cross-sectoral meetings to share lessons and best practices</i></p> <p>Target 1: At least 1 cross sectoral consultation meeting held to enhance networking and learning</p> <p>Target 2: At least 3 cross sectoral field visits to enhance networking and learning</p>
--	--	---

		<p><i>Indicator 2.1.4.2: No of platforms created to facilitate knowledge sharing and learning on GHGI and MRV systems</i></p> <p>Target 1: At least one (1) public knowledge platform developed</p> <p><i>Indicator 2.1.4.3: No of persons trained on compilation and publication of dissemination materials</i></p> <p>Target 1: At least 12 staff trained (at least 30% women)</p> <p>Target 2: At least 6 publications on the project and transparency activities produced</p> <p><i>Indicator 2.2.4.4: No of stakeholder events to strengthen networking amongst GHGI and MRV actors</i></p> <p>Target 1: A national stakeholder Forum for GHGI and MRV launched</p> <p>Target 2: At least 2 publications produced annually to share information and knowledge</p> <p>Output 2.1.5 State of the Art Equipment and Tools procured</p> <p><i>Indicator 2.1.5.1: No of assessments to identify and or confirm equipment and tools per sector conducted</i></p> <p>Target 1: A review and assessment of current equipment in at least 3 sectors</p> <p><i>Indicator 2.1.5.2: No. of sectors for which state of the art equipment and tools are procured in response to needs and gaps identified</i></p> <p>Target 1: State of art equipment and tools procured for at least 3 sectors</p>
--	--	--

			<p><i>Indicator 2.1.5.3: No of equipment and tool maintenance plans developed</i></p> <p>Target 1: At least 2 sector equipment and tool maintenance plans developed</p> <p><i>Indicator 2.1.5.4: No of institutions equipped to provide project delivery support.</i></p> <p>Target 1: At least 2 institutions equipped</p>
Component 3: Testing and piloting the GHG emission inventory and MRV system.			
<p>Outcome 3.1 GHG inventory and MRV system functional</p> <p><i>Indicator 3.1.: Number of operational sectoral data systems feeding into a national GHGI and MRV system</i></p> <p><i>Indicator 3.2.: Number of hubs that are compliant to the national and global CBIT coordination platform reporting requirements</i></p>	<p>3.1 The national MRV system is not operational. What is in place at CCD-MWE is a National GHG Inventory System that is largely based on secondary data submitted by the hubs, and they are benchmarking the MRV process.</p> <p>3.2 No sector hub is currently meeting the IPCC reporting requirements 100%.</p>	<p>3.1.: A national state of the art and cost-effective MRV system in place and fully operational, based on at least 3 sectoral hub data systems.</p> <p>3.2.: At 4 of sectoral hubs that comply with national and CBIT reporting requirements.</p>	<p>Output 3.1.1: Data for GHG inventory and MRV system collected and fed into the global CBIT coordination platform</p> <p><i>Indicator 3.1.1.1.: No of hubs facilitated to collect and transmit GHG data</i></p> <p>Target 1: At least 3 hubs facilitated to collect and transmit 100% of their data</p> <p><i>Indicator 3.1.1.2.: No. of staff oriented on global CBIT coordination platform</i></p> <p>Target 1: At least 10 staff of MWE-CCD, AFRIL, PMU and hubs familiar with global CBIT (at least 30% women)</p> <p><i>Indicator 3.1.3.:No. of hubs that will be 100% compliant to CBIT based on Tier 2</i></p> <p>Target 1: At least 5 hubs are collecting, transmitting data in compliance to Tier 2 requirements</p> <p>Target 2: At least 4 sectors will have data and information on GEF tracking tool</p> <p>Output 3.1.2 : National inventory Green House Gas emissions (by sources) and by removals (by sinks) in place</p>

		<p><i>Indicator 3.1.2.1.:No. of hubs for which GHG inventories are in place</i></p> <p>Target 1: At least 4 hubs with GHGs in place</p> <p>Target 2: At least 4 hubs are facilitated to do a C-accounting (emissions and removals)</p> <p>Target 3: At least 4 hubs facilitated to analyze, interpret and disseminate data to support national reporting and policy processes</p> <p>Output 3.1.3: National Inventory of Green House Gas emissions (by sources) and by removals (by sinks) made publicly available.</p> <p><i>Indicator 3.1.3.1: No. of stakeholders aware of the GHGI system and outputs</i></p> <p>Target 1: At least 5 policy briefs developed and disseminated by sector</p> <p>Target 2: At least 50 stakeholders participate at national GHGI and MRV system launch.</p> <p><i>Indicator 3.1.4.1: No of public finance options identified and mobilized for GHG and MRV capacity development</i></p> <p>Target 1: At least 2 project proposals developed</p>
--	--	--

APPENDIX I: Project Timeline

	Timeline							
	Year 1				Year 2			
	Q1	Q2	Q3	Q4	Q1	Q2	Q3	Q4
Outcome 1.1.: Institutional arrangements for data collections and processing in the 5 key sectors (agriculture and land use; forestry, energy, transport and waste) strengthened.								
Output 1.1.1 Focal points in each of the 5 sectors defined, strengthened, institutionalized and functioning as hubs of data collection and processing								
1. GHGI and MRV stakeholder roles and responsibilities elaborated and defined	x							
2. Project Inception Workshop and the launch of project	x							
3. Orientation for project committees (PSC, JPMC)	x							
4. MoUs signed by the sectors to operationalize the Hubs (with clearly defined roles and responsibilities)	x							
5. PSC facilitated to provide oversight and support the delivery of the project	x	x	x	x	x			
Output 1.1.2.: Gender focal points on climate change in the key institutions strengthened								
1. Gender sensitization workshop	x							
Output 1.1.3.: Institutional arrangements for data collecting, processing and sharing formalized and operational								
1. Inventory of available data types, gaps and sharing mechanisms developed	x	x						
2. A mechanism and technical guide for intra and inter sector data sharing developed		x						
3. MoUs signed between MWE and Hubs for data collection, processing and sharing		x						
4. Information and knowledge portal developed to facilitate inter and intra data sharing and learning by the Hubs		x	x					
5. Inter sectoral Hub meetings conducted bi-monthly to share and exchange information and knowledge (6 meetings)				x				
Output 1.1.4: Linkages between the hubs and the MWE for compliance to Paris agreement and IPCC guidelines established and strengthened								
1. Quarterly meetings facilitated for MWE and the Hubs to determine needs and share information on developments in the MRV and GHGI industry				x	x			

Output 1.1.5: Framework for inter-ministerial coordination strengthened, and formal cooperation between government, CSOs, private sector and academia defined and institutionalized											
1. Inter-ministerial cooperation framework developed in consultation with participating agencies					X						
2. Cooperation framework developed for engagement with private sector and CSOs in GHGI and MRV activities					X						
3. Cooperation framework developed for engagement with academia					X						
4. MoUs prepared to operationalize the framework options					X						
5. The cooperation frameworks launched (Inter-ministerial, private sector and CSOs, and Academia)						X					
Outcome 2.1.: Capacity of stakeholders built on data collection and processing protocols; and procurement of state-of-the-art equipment and tools											
Output 2.1.1 Protocols for data collection and processing developed and certified											
1. Review existing data collection and processing protocols and assess compliance to IPCC and other national requirements/guidelines					X						
2. Adapt and OR Develop robust data protocols					X			X			
3. Pre-test the data tools								X			
4. Initiate the process of certification of the protocols and data collection tools by UBOS and relevant third parties undertaken								X			
Output 2.1.2.: Field data teams from the key emission sectors (agriculture and land use, energy, transport, and waste sectors) convened and trained in collection, processing and transmission of GHG data											
1. PMU Staff recruited and retained											
2. A training needs assessment carried out for the relevant stakeholders including non-state actors, to identify and or confirm skills gaps across the 5 sectors					X						
3. Assess capacity at the 5 Hubs to collection, process and interpret gender disaggregated data					X						
4. A training manual on integration of gender disaggregated data for GHGI ((collection, processing, and interpretation of GHG data)								X			

5.	A training manual and plan prepared on field collection, processing and transmission of GHG data				X								
6.	Two (2) training workshops conducted for field teams in each of the 5 sectors				X								
7.	Training on collection, processing and interpretation of gender disaggregated data				X								
Output 2.1.3.: Staff from the hubs and MWE/CCD trained in domestic MRV systems, tracking NDCs, enhancement GHG inventories and emission projections													
1.	A training needs assessment carried to identify and confirm training needs and gaps				X								
2.	A training manual and plan is developed in response to the training needs and gaps identified at Output 2.3.1.				X								
3.	Training workshop on the quantification of emissions and removal by sector conducted across the 5 hubs							X					
4.	Exposure trips organized for 4 representatives from the Hubs and MWE/CCD to 2 countries to enhance understanding and learning of domestic MRV systems							X			X		
Output 2.1.4.: Lessons learned and best practices scaled out through exchange programs for stakeholders on transparency activities													
1.	Two (2) cross sectoral workshops conducted to enhance networking and learning							X					X
2.	A public knowledge portal/platform developed to facilitate information sharing and learning on GHGI and MRV systems							X					
3.	Content developers identified and training on compilation and publication of information and learnings responsive to stakeholder needs and demands							X					
4.	Prepare and publish a project brief of new developments, learnings and success stories on transparency activities in Uganda					X		X			X		X
5.	A National Stakeholder Forum for GHGI and MRV actors											X	
Output 2.1.5 State of the Art Equipment and Tools procured													
1.	A review and assessment of the current equipment will be conducted to identify and confirm equipment and tools for data collection, processing, transmission, interpretation and reporting for the Hubs and MWE									X			

2. State of the art equipment and tools procured in response to the needs and gaps identified	x						
Outcome 3.1.: GHG inventory and MRV system functional							
Output 3.1.1: Data for GHG inventory and MRV system collected and fed into the global CBIT coordination platform							
1. PMU equipped to effectively and efficiently execute the project	x						
2. MWE/CCD and Hubs data teams oriented and trained on the global CBIT coordination platform and related data feeding systems		x					
3. Teams assisted to feed data into the global CBIT Coordination Platform		x	x				
4. Operational Support to MWE GHG Office	x	x	x			x	
Output 3.1.2 : National inventory Green House Gas emissions (by sources) and by removals (by sinks) in place							
1. Hubs assisted to collect and transmit GHG data for the GHGI System							
2. Hubs assisted to report or provide an account of the quantity of emissions and removal in their sectors				x			
3. MWE/CCD and the hubs assisted to analyse, interpret and disseminate data to support national reporting and planning processes				x		x	
Output 3.1.3: National Inventory of Green House Gas emissions (by sources) and by removals (by sinks) made publically available							
1. Analyse public information needs, identify critical thematic areas for policy input, and mobilise additional resources for climate financing			x			x	
2. Public launch of the National GHGI and outputs to inform policy direction in defined thematic areas						x	

APPENDIX III: Project Results Monitoring Plan

Indicators	Metrics	Methodology	Baseline	Location	Frequency	Responsible Parties
Indicator 1: Functional and well-coordinated inter-sectoral Institutional arrangement (Cooperation framework) for gender-disaggregated data collection, processing and sharing	% Increase in timely reporting by CCD	Surveys of GHGI and MRV system stakeholders	No inter-institutional coordination mechanisms for key sectors	CCD	Annual	CCD and PMU
Indicator 2: Adequate skilled staff and equipment in place for effective and efficient reporting	% Increase in inter-sectoral interactions on data collection and processing and transmission	Partner survey-Social interaction assessment tool	GHG inventory partnership	CCD and hubs	Twice a year	CCD and PMU
Indicator 3: GHG emission gender disaggregated data collected, processed and shared online.	% increase in CBIT compliance by sector hubs to Paris agreement and IPCC guidelines	Per GEF CC Tracking tool; Self-performance reports WWAP Gender Toolkit,	n/a	NDC Registry	Twice a year	CCD and PMU
Indicator 1.1.1: Number of GHGI and MRV system framework for collecting, processing and sharing data identified, defined and elaborated	No. of framework options for inter-ministerial coordination identified and functional	Review of progress reports	No MRV framework	Decentralized	Annual	CCD
Indicator 1.1.2: Number of inter-sectoral arrangements on GHGI and MRV system	No of MoUs between sector hubs and their stakeholders	Review of progress reports/Observation	n/a	CCD & hubs	Annual	CCD

Indicator 1.1.3.: % Increase in number of in inter-sectoral interactions on GHGI and MRV data collection and processing in compliance to Paris agreement and IPCC guidelines	No of sector hubs that are 100% compliant to CBIT requirements	Review of progress reports, surveys of GHGI and MRV stakeholders	0	CCD and partners	Annual	CCD
Indicator 2.1.1: Number of technical staff trained in key emission sectors (agriculture and land use, energy, transport, and waste sectors) involved in GHG data collection, processing and sharing	No. of staff trained in GHG data management and transmission	Review of training reports	0	CCD	Annual	CCD
Indicator 2.1.2.: Number staff in key sectors trained to procure and utilize state of the art equipment and tools for MRV	No of staff trained in domestic MRV systems and GHGs	Review of progress reports	4	CCD	Once	CCD
Indicator 3.1.1.: Number of operational sectoral GHGI and MRV data systems	No. of GHG databases linked to global CBIT platform	Per GEF CC Tracking tool	0	Cloud based & CCD	n/a	CCD
Indicator 3.1.2.: Number of sector hubs that are 100% compliant to CBIT requirements	No of sector hubs that are compliant to CBIT requirements	Per GEF CC Tracking tool	2NC (2002 & 2014)	CCD & IPCC	Annual	CCD
Indicator 1.1.,.: Cases reported	Number of conflicts and complaint cases reported to the CBIT Accountability and Grievance Mechanism Committee	Review of minutes of CBIT Accountability and Grievance Mechanism	n/a	CCD	Annual	CCD

Indicator 1.2.: Justice	% of conflict and complaint cases reported and resolved	Review of minutes of CBIT Accountability and Grievance Mechanism	n/a	CCD	Annual	CCD
Indicator 2.1.: Participation	Number of men and women represented on GHGI and MRV related committees	Review of training reports	Zero	CCD		CCD
Indicator 2.2.: Project planning considerations	Number of strategies, plans and policies derived from the CBIT that include gender considerations	Policy documents	Zero	CCD	Annual basis	CCD
Indicator 2.3.: Activities	Number of women trained to manage gender disaggregated data and participation in project planning and implementation (e.g. Co-opt women on PSC)	Training and project reports	Zero	CCD	Biennial	CCD
Indicator 2.4.: Existing gender capacity	Number of women engaged in GHGI Hub and CCD activities	Surveys	Na	CCD	Annual basis	CCD

Indicator 2.5.: Participation	Number of men and women that received benefits (e.g. employment, income generating activities, training, access to natural resources, land tenure or resource rights, equipment, leadership roles) from the project	Surveys	n/a	CCD/PMU	Annual basis	CCD/PMU
Indicator 2.6.: Gender conscious	No of institutions with Gender FPs of relevance to the project	Surveys and project reports	n/a	CCD	Annual basis	CCD
Indicator 2.7.: Workplace	Gender disaggregated data collected and used by GHGI teams	Project reports, surveys	n/a	CCD	Annual basis	CCD
Indicator 3.1.: Institutional involvement	Number of government agencies, CSO, Private and other non-state actors involved in the CBIT activities	Review of CBIT implementation reports	n/a	CCD	Twice a year	CCD
Indicator 3.2.: Activities of engagement	Number of CBIT activities (meetings, workshops, consultations) in which GHGI and MRV stakeholders are engaged CBIT	Review of CBIT implementation reports	n/a	CCD	Twice a year	CCD

Indicator 3.4.: Individual Involvement	Number of GHGI and MRV stakeholders (sex-disaggregated) that provide feedback on project implementation	Review of CBIT implementation reports	n/a	CCD	Twice a year	CCD
Indicator 3.5.: Individual involvement	Number persons (sex disaggregated) that have been involved in project implementation phase (on an annual basis)	Review of CBIT implementation reports	n/a	CCD	Annually	CCD/PMU
Indicator 3.6: Individual Involvement						

APPENDIX IV: GEF Tracking Tool by Focal Area

- *Include the GEF Focal Area Tracking Tool, including the baseline information*



CI-GEF PROJECT AGENCY SCREENING RESULTS AND SAFEGUARD ANALYSIS

(To be completed by CI-GEF Coordination Team)

I. BASIC INFORMATION

A. Basic Project Data

Country: Uganda	GEF Project ID: 9814
Project Title: Strengthening the Capacity of Institutions in Uganda to comply with the Transparency Requirements of the Paris Agreement	
Executing Agency: Conservation International/Vital Signs, Ministry of Environment and Natural Resources Uganda, and African Innovation Institute	
GEF Focal Area: Climate Change Mitigation	
GEF Project Amount: USD\$1,100,000	
Reviewer(s): Ian Kisson	
Date of Review: October 26, 2017	
Comments: Analysis completed and approved	

B. Project Objective:

To support Institutions in Uganda to respond to the Transparency Requirements of the Paris Agreement.

C. Project Description:

The new Paris Climate Agreement includes a number of requirements that countries have to meet to ensure “transparency of action and support” essentially to allow for ease in tracking how countries are progressing towards their commitments under the Paris Agreement. The “transparency framework” requires countries to regularly provide: (i) A national inventory of greenhouse gas emissions (by sources) and removals (by sinks) (ii) Information necessary to track progress toward achieving their Nationally Determined Contribution (NDC) (iii) Information related to climate change impacts and adaptation (iv) information on financial, technology transfer and capacity building support needed and received and (v) information on any support they provide to developing countries. Uganda like many other countries in East Africa does not have the requisite capacity to meet these requirements. The project seeks to enhance existing MRV systems needed to meet these requirements.

The project will be executed under the following components:

- Component 1: Establishing institutional arrangements (government, CSOs, private sector etc.) for a robust national system for GHG emission inventories and MRV systems
- Component 2: Building capacity of key stakeholders to collect, process and feed data into the GHG emissions inventory system
- Component 3: Testing and piloting the GHG emission inventory and MRV system

D. Project location and biophysical characteristics relevant to the safeguard analysis:

The impact of global warming is being felt across ecosystems in Uganda, evidenced by the glacial retreat of the Rwenzori Mountains, from 7.5 square kilometers in the year 1906 to 1.5 square kilometers in the year 2006. Recent economic assessment of the impact of climate change in Uganda further demonstrates the gravity of the situation with the collective damage in the sectors of Agriculture, Water Infrastructure and Energy estimated at 2 - 4 % of the country's Gross Domestic Product (GDP) for the period between 2010 and 2050. Agriculture is the leading contributor to GHG emissions at 57.4%, followed by LULUCF at 28.7%. It is expected that emissions from the agricultural sector will increase because of increased food demand and increased prioritization of rice, meat and dairy production.

Although the cost of adaptation is high (estimated at US \$ 644 million for the period 2021 to 2025, and US \$ 596 million for the period 2026 -2030), the cost of inaction (estimated at US \$ 3.1 to 5.9 billion a year by 2025) is 24 - 46 times greater. Uganda, as a signatory to the Paris Agreement and is required to provide necessary information to track progress towards implementing and achieving NDCs and on reducing GHG emissions. Uganda's Intended Nationally Determined Contribution (INDC)'s overall target is a 22% reduction of national GHG arising from mitigation measures by 2030 through a combination of mitigation and adaptation measures undertaken by Government across multiple sectors such as energy, agriculture, and forestry.

Major constraints are however cited in in the GHG inventory as Uganda attempts to comply to the Paris Agreement requirements and also meet the INDC targets. The GHG inventory challenges cited are data-related barriers and human capacity shortcomings, and the country's Second Communication to the UNFCCC stresses the need to improve coordination in the creation of an inventory database system covering all aspects of the inventory; from activity data to emission factors, and institutionalization of continuous research into improvements in the databases. Capacity building through training of personnel in the collection and management of GHG and related data, including data interpretation, storage and updating of databases is also emphasized.

Gender mainstreaming is an integral aspect of Uganda's national planning and implementation processes. The analysis and disaggregation of impacts, beneficiaries and interventions by gender in the MRV system is therefore a pre-requisite and value added to responding to the Transparency requirements of the Paris Agreement. Training on the collection and dissemination of gender disaggregated data, building gender responsive cooperation partnerships, and establishing appropriate institutional coordination mechanisms for ensuring gender responsiveness during implementation are some of the proposed project interventions in response to the Uganda Gender Policy, while also strengthening gender responsiveness in the responses to the Transparency requirements of the Paris Agreement.

E. Executing Agency's Institutional Capacity for Safeguard Policies:

The EA did not indicate any experience in applying safeguard policies.

II. SAFEGUARD AND POLICIES

Environmental and Social Safeguards:

Safeguard Triggered	Yes	No	TBD	Date Completed
1. Environmental & Social Impact Assessment (ESIA)		X		
<i>Justification: No significant adverse environmental and social impacts that are sensitive, diverse, or unprecedented is anticipated</i>				
2. Natural Habitats		X		
<i>Justification: The project is not proposing to alter natural habitats</i>				
3. Involuntary Resettlement		X		
<i>Justification: The project is not proposing involuntary resettlement or restriction of access/use of natural resources.</i>				
4. Indigenous Peoples		X		
<i>Justification: The project does not plan to work in lands or territories traditionally owned, customarily used, or occupied by indigenous peoples</i>				
5. Pest Management		X		
<i>Justification: There are no proposed activities related to pest management</i>				
6. Physical & Cultural Resources		X		
<i>Justification: There are no proposed activities related to physical and cultural resources</i>				
7. Stakeholder Engagement	X			
<i>Justification: The project is required to engage stakeholders</i>				
8. Gender mainstreaming	X			
<i>Justification: The project is required to mainstream gender at all levels</i>				
9. Accountability and Grievance Mechanisms	X			
<i>Justification: As a publicly funded GEF project, a Grievance Mechanism is required.</i>				

III. KEY SAFEGUARD POLICY ISSUES AND THEIR MANAGEMENT

1. Describe any safeguard issues and impacts associated with the proposed project. Identify and describe any potential large scale, significant and/or irreversible impacts:

From information provided in the Safeguard Screening Form, this project has triggered three safeguard policies. These are:

- I. Stakeholder Engagement,*
- II. Gender Mainstreaming, and*
- III. Grievance Mechanism.*

2. Describe any potential indirect and/or long term impacts due to anticipated future activities in the project area:

No indirect and/or long term impacts due to anticipated future activities are foreseen at this time.

3. Describe any project alternatives (if relevant) considered to help avoid or minimize adverse impacts:

The proposed approach of the project is expected to avoid or minimize adverse impacts. As such, no better alternative can be conceived at this time.

4. Describe measures to be taken by the Executing Agency to address safeguard policy issues.

I. Grievance Mechanism

To ensure that the project meets CI-GEF Project Agency's "Accountability and Grievance Mechanism Policy #7", the Executing Agency is required to develop an Accountability and Grievance Mechanism that will ensure people affected by the project are able to bring their grievances to the Executing Agency for consideration and redress. The mechanism must be in place before the start of project activities, and also disclosed to all stakeholders in a language, manner and means that best suits the local context.

In addition, the Executing Agency is required to monitor and report on the following minimum accountability and grievance indicators:

1. *Number of conflict and complaint cases reported to the project's Accountability and Grievance Mechanism; and*
2. *Percentage of conflict and complaint cases reported to the project's Accountability and Grievance Mechanism that have been addressed.*

II. Gender Mainstreaming

To ensure that the project meets CI-GEF Project Agency's "Gender Mainstreaming Policy #8", the Executing Agency is required to prepare a Gender Mainstreaming Plan.

In addition, the Executing Agency is required to monitor and report on the following minimum gender indicators:

1. *Number of men and women that participated in project activities (e.g. meetings, workshops, consultations);*
2. *Number of men and women that received benefits (e.g. employment, income generating activities, training, access to natural resources, land tenure or resource rights, equipment, leadership roles) from the project; and if relevant*
3. *Number of strategies, plans (e.g. management plans and land use plans) and policies derived from the project that include gender considerations.*

III. Stakeholder Engagement

To ensure that the project meets CI-GEF Project Agency's "Stakeholders' Engagement Policy #9", the Executing Agency is required to develop a Stakeholder Engagement Plan.

In addition, the Executing Agency is required to monitor and report on the following minimum stakeholder engagement indicators:

1. *Number of government agencies, civil society organizations, private sector, indigenous peoples and other stakeholder groups that have been involved in the project implementation phase on an annual basis;*
2. *Number persons (sex disaggregated) that have been involved in project implementation phase (on an annual basis); and*
3. *Number of engagement (e.g. meeting, workshops, consultations) with stakeholders*

during the project implementation phase (on an annual basis)

IV. PROJECT CATEGORIZATION




PROJECT CATEGORY	Category A	Category B	Category C

Justification: The proposed project activities are likely to have minimal or no adverse environmental and social impacts.

V. EXPECTED DISCLOSURE DATES

Safeguard Plan	CI Disclosure Date	EA Disclosure Date
Environmental & Social Impact Assessment (ESIA)	NA	NA
Environmental Management Plan (EMP)	NA	NA
Voluntary Resettlement Action Plan (V- RAP)	NA	NA
Process Framework for Restriction of Access to Natural Resources	NA	NA
Indigenous Peoples Plan (IPP)	NA	NA
Pest Management Plan (PMP)	NA	NA
Stakeholder Engagement Plan (SEP)	<i>Within 15 days of CI-GEF approval</i>	<i>Within 30 days of CI-GEF approval</i>
Gender Mainstreaming Plan (GMP)	<i>Within 15 days of CI-GEF approval</i>	<i>Within 30 days of CI-GEF approval</i>
Accountability and Grievance Mechanism	<i>Within 15 days of CI-GEF approval</i>	<i>Within 30 days of CI-GEF approval</i>

VI. APPROVALS

<i>Signed and submitted by:</i>		
	Name: Free de Koning Sr. Director Project Development & Implementation	Date: 2017-10-26
<i>Approved by:</i>		
	Name: Ian Kissoon Technical Advisor (Safeguard Manager)	Date: 2017-10-26
	Name: Orissa Samaroo Project Manager	Date: 10/26/2017

APPENDIX VI: Safeguard Compliance Plans

The Safeguard Compliance Plans relevant to the CBIT project were:

1. Accountability and Grievance Mechanism (AGM)
2. Gender Mainstreaming Plan (GMP)
3. Stakeholder Engagement Plan (SEP)

* All Safeguard Plans were approved by the CI-GEF Agency on 4/16/2018

ACCOUNTABILITY AND GRIEVANCE MECHANISM (AGM)	
DEFINITIONS	
Grievance	An issue, concern, problem or claim (perceived or actual) that an individual or community group wants addressed by the company in a formal manner (e.g. sharing of MRV data).
Grievance Mechanism	Refers to formalised ways to accept, assess, resolve or transform complaints pertaining to the performance or behaviour of the CBIT project or its staff, or stakeholders. This includes adverse economic, environmental and social impacts.
Internal stakeholders	Groups or individuals within the CBIT project who work directly within the project, such as Staff of PMU/CCD/members of the Project Steering Committee (PSC) and the Joint Project Management Committee (JPMC).
External stakeholders	Groups or individuals outside the project who are not directly employed or contracted by the CBIT project but are affected in some way from the decisions of the project, such as community groups, the government and non-state actors.
DESCRIPTION	
	<p>Grievance Redress Mechanism is recognised as a critical tool for promoting transparency and accountability in projects or programs.</p> <p>The grievance mechanism policy is a system by which inquiries, complaints or clarifications regarding the project are received, responded to, problems with implementation are resolved, and complaints and grievances are addressed efficiently and effectively. This policy, therefore, will guide the CBIT project and will be adhered to during the project life.</p> <p>The following questions will help teams assess whether the Grievance Redress Mechanism (GRM) associated with CBIT project is functioning up to its full potential. If the answer to any of these questions is no, PMU should consider improving the project's GRM.</p> <ul style="list-style-type: none"> ▪ does the project have clear, formal, and transparent internal mechanisms (e.g., a grievance redress unit, grievance redress committees, designated grievance redress officers) and rules for addressing grievances? ▪ do project officials responsible for grievance redress have the authority to take or demand remedial action? ▪ are officials responsible for grievance redress obliged to take action on all grievances? ▪ do project-affected people feel that they can lodge grievances without fear of retaliation? ▪ are project beneficiaries aware of their right to file a grievance and of the grievance redress process in general? ▪ are there internal processes in place to record, track, and monitor the grievances and the action taken on them? ▪ does the GRM provide timely feedback (written or otherwise) to the petitioner on actions taken? ▪ is there an appeals process in place that GRM users can access if they are not satisfied with how their grievance has been resolved? <p>An effective GRMs has the following characteristics:</p> <ul style="list-style-type: none"> ▪ Being available to all stakeholders for them to use; ▪ multiple grievance uptake locations and multiple channels for receiving grievances; ▪ fixed service standards for grievance resolution; ▪ clear processing guidelines; and

	<ul style="list-style-type: none"> ▪ an effective and timely grievance response system to inform complainants of the action taken <p>MRV Stakeholders must be made aware of existence of GRM through publicity actions such as project brochures, emails, website publications and through verbal interactions during the CBIT project deliberations and stakeholder consultation workshops.</p>
PURPOSE	<p>The purpose is meant to have several purposes during the project implementation as outlined below:</p> <ul style="list-style-type: none"> • Responsive to the needs of beneficiaries and to address and resolve their grievances; • Serving as a conduit for soliciting inquiries, inviting suggestions, and increasing community participation; • Collecting information that can be used to improve operational performance; • Enhancing the project's legitimacy among stakeholders; • Promoting transparency and accountability; • Deterring fraud and corruption and mitigate project risks.
ADVANTAGES	<p>By having the policy in place, the following advantages will accrue for the project:</p> <ul style="list-style-type: none"> • CBIT project staff will have a chance to gather practical suggestions/feedback that allows them to be more accountable, transparent, and responsive to beneficiaries during project implementation. • Trust is built with government and other MRV stakeholders of the project when all grievances are resolved and the process on how the grievances were addressed are made public and available to all. • Data collected based on grievances received helps the project implementation management to with insights how effectiveness their project is. • Proper and effective GMP will help in identifying problems before they become serious or widespread within the project and affect its implementation.
RISKS	<p>The following are possible risks associated with the GMP:</p> <ul style="list-style-type: none"> • If complaints and queries are not responded to in a timely manner and fails to produce results, beneficiaries or stakeholders may not take the GMP seriously and might not be willing to provide their feedback in future. • Without proper access to and means of providing their grievances, some stakeholders might face numerous barriers in accessing mechanisms for providing their grievances. Stakeholders may not voice grievances because of lack knowledge about their rights, mistrust government and fear retribution, transaction costs and cultural constraints. • Without providing enough feedback on how their grievances have been dealt with and the measures the project have put in place, stakeholders can sabotage the project.
GRM Framework	<p>The structure that GRMs will take has been adapted from World Bank guideline and its recommended that the grievance redress system be centralized for easy of addressing grievances. The GRM will follow cascade organizational, principles, people, processes and analysis.</p> <p>Organizational Commitment</p> <p>The Transparency project's management and staff recognize and value the grievance process as a means of strengthening public administration, improving public relations, and enhancing accountability and transparency. Grievance redress will be integrated into the project's core activities. Grievance redress functions will be integrated into project staffs' job descriptions and regularly reviewing grievances data and trends at project management meetings.</p> <p>Principles</p> <p>The following six core principles of grievance mechanism will be used to guide the practices:</p> <ul style="list-style-type: none"> • Fairness. Grievances are treated confidentially, assessed impartially, and handled transparently. • Objectiveness and independence. The GRM will operates independently of all interested parties in order to guarantee fair, objective, and impartial treatment to each case. GRM officials have adequate means and powers to investigate grievances and their decisions will be receive the support of senior officials. • Simplicity and accessibility. Procedures to file grievances and seek action will simple enough that project stakeholders and beneficiaries will easily understand them. The following means for filing a grievances will be allowed; <ul style="list-style-type: none"> i.) Dedicated telephone number (preferably toll-free)- stakeholders can call the CBIT PMU office on +256 41 4505942 and speak to customer care to report their issues

	<ul style="list-style-type: none"> ii.) Dedicated e-mail address- grievances can be sent to ps@mwe.gov.ug iii.) Postal address (with contact person outlined) – grievances can be sent to: Stakeholder Liaison Officer, Ministry of Water and Environment P.O Box 20026, Kampala, Uganda. iv.) Face to face - stakeholders can voice their grievance to any PMU staff who will then forward to the correct office for recording v.) Grievance to be done either in English or Luganda or local language and GRM staff to translate accordingly vi.) No standard form for reporting or filing grievance <ul style="list-style-type: none"> • Responsiveness and efficiency. The CBIT project will develop specified timelines for responding to grievances received. These timelines will form part of the monitoring and evaluation performance of the project. • Speed and proportionality. All grievances, simple or complex, are addressed and resolved as quickly as possible. The action taken on the grievance or suggestion is swift, decisive, and constructive. • Participatory and social inclusion. The CBIT project will encourage people and all stakeholders to provide their feedback on the project. Special attention is given to ensure that stakeholders, including the non-state actors and those with special needs, are able to access the GRM. • People <i>The CBIT project will train some staff who will be tasked with addressing the grievances so that they can effectively carry out their roles. The training will cover, gathering feedback, analysing them, discussing them with management and providing feedback.</i> <p>Processes <i>Grievance redress processes play an important role in CBIT project activities and by following it, it will help in smoothening out the grievances being addressed.</i></p> <p>Analysis <i>Project management will regularly analyse reports and other monitoring and evaluation data on grievances generated by the GRM teams. The management will then make appropriate project decisions based on data received.</i></p>
<p>GMP STEPS</p>	<p>The grievance redress process to be followed by the project will comprise six steps as outlined below:</p> <p>Uptake The project stage will involve the project receiving the grievances through email, SMS, telephone, postal or office report and documenting them. The uptake stage will be centralized for ease of operations and it's recommended that the CBIT PMU office be responsible for hosting this process.</p> <p>Action: <i>Receive grievance and complete a Grievance Log Form (see Appendix 1) and pass it to stakeholder liaison officer for processing.</i></p> <p>Sorting and Processing At this stage, all grievances received are processed, categorised, assigned priority and routed to the appropriate entity. There will be a standardized system for grievances logging. All grievances will be filed systematically in hard copy with a soft copy file accompanying it.</p> <p>Some of them will require simple explanations which can be done instantly and if the person raising the grievance is satisfied, the grievance is documented and closed. For those that require more extensive investigations, they will be reassigned to actors at higher levels of management. Top management of the project will be responsible for monitoring the complaints- handling performance of grievances.</p>

Action: The stakeholder liaison officer is responsible for assigning a project staff officer a grievance to liaise with the external stakeholder/s and work on a resolution. Grievances will be screened depending the level of severity in order to determine which staff will address it and how the grievance is approached as shown below:

Category	Description	Project staff officer
Level 1	When an answer can be provided immediately	Stakeholder liaison Officer
Level 2	One off grievances that will not affect the reputation of project.	Supervisor level or above
Level 3	Repeated, extensive and high profile grievances that may jeopardise the reputation of the project	PMU level

Acknowledgment and Follow-up

Upon receiving the complaint, the GRM should acknowledge its receipt in a communication that outlines the grievance process; provides contact details and, if possible, the name of the contact person who is responsible for handling the grievance; and notes how long it is likely to take to resolve the grievance. Complainants should then receive periodic updates on the status of their grievances. It’s recommended that the all complaints be acted upon in less than 1 month.

Action: A grievance will be acknowledged, by the project staff officer within five working days of a grievance being submitted. Communication will be made either verbally or in written form. The acknowledgement of a grievance should include a summary of the grievance, method that will be taken to resolve the grievance and an estimated timeframe in which the grievance will be resolved. If required, the acknowledgment provides an opportunity to ask for any additional information or to clarify any issues. The maximum timeframe for resolving any grievance which has been reported is one month. In cases where the time frame is not met, reasons for not resolving the grievance should be provided to the complainant and the matter reported to grievance committee.

Verification, investigation, and action

Upon receiving the grievance, the issue will be investigated by gathering more information about the issue to determine its validity and resolving the grievance. The merit of grievances should be judged objectively based on the design of the project and its expected output.

For those grievances that are straightforward (e.g. queries, suggestions) they will be resolved quickly by contacting the complainant and informing them about the outcome of the grievance. CBIT Project staff should ensure that investigators are neutral and do not have any stake in the outcome of the investigation.

Action: The grievance owner is responsible for investigating the grievance. The investigation may require site visits, consulting staff, contacting external stakeholders etc. Records of meetings, discussions and activities all need to be recorded during the investigation. Information gathered during the investigation will be analysed and will assist in determining how the grievance is handled and what steps need to be taken in order to resolve the grievance.

Monitoring and evaluation

In this stage, grievance reported are tracked and assessed on the extent to which progress in resolving them is made. The tracking of the grievances is meant to ensure that the reported cases are dealt it in timely manner and resolved in order to that the project operations is not affected.

Evaluation of grievances involves analysing grievance data and using it to make policy and/or process changes to minimise similar grievances in the future. Therefore, reports on grievances data and trends (e.g. average time to resolve grievances, percentage of complainants satisfied with action taken, number of grievances resolved at first point of contact) should be submitted regularly.

Senior project management should monitor grievance resolution data and grievance trends in their

	<p>progress review meetings and should randomly call complainants from different areas and groups to get feed- back on whether the GRM is functioning effectively.</p> <p>Action: <i>The project staff will make contact with the external stakeholder after the grievance is resolved to determine if the resolution of the grievance was success or not. This should be done within a reasonable period of time.</i></p> <p><i>The grievance committee will receive quarterly updates on stakeholder grievances from Stakeholder Liaison Officer. Information outlining the number of grievances, time to resolution and outcomes of grievances will be communicated. The quarterly updates should include the following:</i></p> <ul style="list-style-type: none"> <i>i.) Number of conflict and complaint cases reported to the project’s Accountability and Grievance Mechanism</i> <i>ii.) Percentage of conflict and complaint cases reported to the project’s Accountability and Grievance Mechanism that have been resolved</i> <i>iii.) Number of grievances which were reported and resolved</i> <i>iv.) Number of grievances which was not been resolved within the mandatory timeframe of 30 days and reasons as to why they grievance was not resolved in time</i> <p>Provide Feedback</p> <p>The final step involves informing those who raised the complaint and the public at large about the issues which were brought up, results of their investigations and the actions taken. This process will ensure that trust is increased or maintained.</p> <p>The feedback can be provided by contacting the complainant directly (if his or her identity is known) and/or posting the results of cases in internal memos or leaflets which are sent to stakeholders.</p> <p>The project should also inform GRM users about their right to an appeal if they are dissatisfied with the decision.</p> <p>Action: <i>Stakeholder Liaison Officer will contact stakeholders who have raised grievances and inform them about the outcome of their grievances within a month</i></p> <p>Storing Of Grievances</p> <p>All records, including grievance forms, investigation notes, interviews and minutes of meetings will be securely filed in PMU office to ensure privacy and confidentiality is maintained for all parties involved.</p>
Roles and Responsibilities	
Position Title	Responsibility
Stakeholder Liaison Officer	<p>Receive grievances and assign a grievance owner. Makes sure the grievance mechanism procedure is being adhered to and followed correctly. Maintains grievance register and monitor any correspondence. Monitor grievances/trends over time and report findings to the Sustainability Committee. Raise internal awareness of the grievance mechanism among employees and contractors.</p>
Project Staff Officer (grievance owner)	<p>Project staff who has been assigned the responsibility to investigate the grievance and liaising with the external stakeholder/s. Developing resolutions and actions to rectify any issues. Follow up and track progress of grievance. Document any interactions with external stakeholders.</p>
Employees	<p>Receive grievances in person. Report grievance to the Stakeholder Contact Officer by lodging the Grievance Log Form. May provide information and assistance in developing a response and close out of a grievance.</p>

Accountability and Grievance Compliance Mechanism

Compliance to safeguards is important because it could lead to improving the outcomes of the CBIT project activities. The grievances are likely to differ by component.

Component 1

Component 1 will focus on forming a cooperation framework involving CCD, sector hubs and their stakeholders. Each Focal point within the hubs and MRV stakeholdership will be required to set up and monitor a grievance mechanism in order to properly address and resolve institutional and other Stakeholder grievances at the sector multi-levels. Affected stakeholders will be informed about the ESMF provisions, including its grievance mechanism. Contact information of the Executive Agencies (MOWE and AFRII) or CI-GEF Project Agency will be made publicly available.

As part of this mechanism Sector Lead, hub coordinators and other interested stakeholders may raise a grievance at all times to the EA, or CI-GEF Project Agency.

However, as a first stage, grievances should be made to the EA, who will be required to respond to grievances in writing within 30 calendar days of receipt. Claims should be filed, included in project monitoring, and a full copy of the grievance must in turn be forwarded to the PMU. If the claimant is not satisfied with the response, the grievance may be submitted to Conservation International, the chair of the Executive Team, directly will respond within 30 calendar days of receipt, and claims will be filed and included in project monitoring. If the claimant is not satisfied with the response from the CI, the grievance may be submitted to the CI-GEF Project Agency.

Component 2

Component 2 involves strengthening institutional, technical, technological capacity. Although it is expected that grievances are less likely for Component 2, grievances are possible. For instance, stakeholders may have issues with the way the hub focal point selects the few staff who will participate in the trainings locally and internationally.

Component 3

This component will involve assembling of data, some of which will come from non-state actors, pilot testing some tools for analyzing and reporting. Issues of sharing data may arise because key stakeholder groups are not contacted, or with the ways of information-sharing.

Gender Mainstreaming Plan

1. Project Introduction

The Capacity-building Initiative for Transparency (CBIT) initiative of the UNFCCC aims to enable countries to establish or strengthen their in-house capacity to track progress on national commitments made under the Paris Agreement, and particularly the Enhanced Transparency Framework of the Agreement. The framework was established to enable the tracking, comparing and understanding of national commitments worldwide to fight climate change. Three main components were identified for the CBIT Uganda project to overcome the critical barriers to achievement of the requirements of the Agreement by Uganda. The components will focus on: a) addressing the weak inter-institutional collaboration among the MRV stakeholders, b) technical and capacity building to overcome human capacity and technology shortcomings; and c) strengthening the GHG inventory and pilot-testing the transitioning of the MRV system from tier 1 to tier 2/3 reporting. The UNFCCC recognises the significance of gender issues with the COP 22 reaffirming the need to give gender issues visibility from the composition of the COP teams, staffing of the national institutions, and local actions. With emphasis on analysis and disaggregation of impacts, beneficiaries and interventions by gender.

2. General state of gender in Uganda

It is estimated that 45 percent of the country's women population is employed across the sectors of agriculture, production and services. Only 37 percent are however in paid employment while the majority (53 percent) are self-employed (UBOS 2016). Women tend to be steered into the lower productivity and lower earnings sectors. The labor in subsistence agriculture is estimated at 43.3 percent of the labor force, with the proportion of women at 49.4 percent. The agriculture and fisheries occupational work force constitutes only 8.6 percent of the total workforce, and women account for only 6.9 percent as at the 2012/13 Household Survey by UBOS. Literacy rates among Ugandan women are low at 68 percent as compared to the men at 77.4 percent in 2014, while enrolment and completion rates for girls in the school education system are also low. Only 58% of girls completed primary school in 2013 as compared to 70% of their counterparts. Limited access to productive assets, and negative cultural perceptions and practices in relation to land and property ownership are a common occurrence.

The Constitution of Uganda provides for inclusive development with special provisions for women participation in decision making at all levels of governance. The affirmative action for women underpinned in the Constitution has enabled the progression and participation of women in public affairs and economic activities, and gender aspects mainstreamed in national policy and plans. It is therefore imperative that for any development project in Uganda, gender has to be mainstreamed in the project cycle. The Environment and Gender Information Index 2017 cites Uganda among the 6 countries globally that included women and/or gender key words within their renewable energy documents (IUCN 2017).

A Gender Mainstreaming Plan (GMP) has been prepared to ensure that the CBIT project meets CI-GEF Project Agency's "Gender Mainstreaming Policy #8" and also responds to the national policy aspiration as stated in the Gender Policy 2007 and Equal Opportunities Commission Act 2007. The GEF recognizes gender equality as an important social goal in and of itself, with associated implications for the projects that receive GEF support. This GMP has been developed following guidance provided by GEF Gender Equality Plan.

The GMP provides assurance that gender issues have been mainstreamed throughout the project. The objective of this GMP is to outline actions that will be undertaken in the course of the project, and assures the progressive and efficient mainstreaming of gender across the different activities of the project.

3. Project specific gender considerations and strategies adopted

(i) Project design stage (PPG)

The CI-GEF PPG guidelines on stakeholder engagement were observed. Women were among the persons targeted for consultation through personal interviews, focus group discussions and workshops. The PPG phase also registered participation from the gender focal points in government, civil society organisations and the

parliamentary forum on climate change. Key gender policy documents were also consulted for the literature review, and the women scientists at AfrII and MWE/CCD also engaged in the technical meetings. Implementation Stage.

(ii) Project implementation arrangements:

The project oversight responsibility is assigned to the Project Steering Committee comprising the executing partners and the Hubs. To ensure that gender related actions and concerns are addressed over the project period, women representation on the committee shall be achieved either through direct participation or co-opted for a defined number of meetings.

Component 1 on institutional arrangements:

- A stakeholder analysis is required to identify key stakeholders and elaborate roles and responsibilities therein, taking into consideration the existing gender structures such as the Gender Statistics Committee and sectoral Gender Focal Points across the ENR sectors of relevance to the project. Streamlining gender activities and roles, and strengthening the existing gender institutions to effectively contribute to project delivery and outcomes are important. These will be strengthened and integrated into the GHG data hubs. A gender sensitisation workshop will be conducted to increase awareness on gender dimensions in climate change, and significance in the operationalization of the GHGI and MRV system.
- Component 2 on capacity building: This component includes training and mentorship on collection, processing and archiving of GHG data, and interpretation of gender disaggregated data for the GHGI. The proportion of women in formal occupational jobs remains relatively low, and the project will encourage participation of women at all the training activities.
- Component 3 on pilot testing the GHGI and MRV system: This will entail the practical engagement of personnel in GHGI data collection and analysis, and the testing the system. The females involved in GHGI and MRV will be encouraged to engage in the entire process, and further backstopping and technical support provided to ensure that their technical capacities are strengthened in the process. Strengthening institutional linkages with like-minded professional women scientists such as the Association of Uganda Professional Women in Agriculture and Environment (AUPWAE) will be targeted for the project outreach activities. Envisaged under this component is the creation of GHG and MRV stakeholder platforms and forums to enhance information and knowledge sharing and exchange. The participation of women on the committees in different capacities as part of the governance structure and as users of the information and knowledge will be encouraged.

(iii) Monitoring and Evaluation:

Gender sensitive indicators and targets to be used for monitoring and reporting on progress of project implementation have been selected. A Gender Action Matrix has been formulated and highlights the project components mainstreamed for gender address, and indicators of performance.

GENDER ACTION PLAN

Component and Output Area	Activity	Performance/Target Indicators	Responsibility
Component 1: Establishing and strengthening the institutional arrangements for robust GHG emission inventory and MRV system			
1.1 Focal points strengthened, institutionalized and functioning as Hubs for data collection and processing	GHGI and MRV stakeholder assessment to elaborate the roles and responsibilities	# of gender institutions identified and integrated. At least 30% of gender institutional representation across the GHGI and MRV functions and committees such as the GHG Committee.	CCD, PMU

	Organs for policy and technical oversight for the project (PSC, JPMC) created	# of men and women participating annually At least 30% of women represented on the committees	PMU and MWE/CCD
	Sensitization on gender mainstreaming for GHGI and MRV systems	# of men and women that participated annually At least 30% of participants are women	
	Gender FPs integrated in the GHG Hubs	# of gender focal points mainstreamed in GHG sectoral hubs At least 5 Gender FPs integrated in the sector hubs	PMU, CCD
	MoUs to operationalise the hubs	# of MoUs with gender considerations At least 50% of MoUs signed with gender considerations	PMU and MWE/CCD
1.2 Data collecting, processing and sharing institutional arrangements formalized and operational.	Inter-sectoral meetings held	# of women and men that participated annually At least 30% of participants are women	PMU and MWE/CCD
1.3 Linkages between the hubs and MWE established and strengthened	Regular meetings held between MWE and the Hubs		
1.4 Frameworks for coordination and cooperation strengthened	Cooperation framework options	# of frameworks with gender considerations At least 50% of the MoUs with gender considerations	PMU
Component 2: Building capacity of key stakeholders to collect, process and feed gender disaggregated data into the GHG emissions inventory system			
2.1 Protocols for data collection and processing	Adapt and Or develop data protocols and tool	# of protocols with gender considerations At least 50% of protocols with gender considerations	PMU and Afrll
2.2 Field teams trained	Training on collection, processing and interpretation of gender disaggregated data	# of women and men trained annually	PMU and Afrll
	Field Trainings	At least 30% of participants are women	
2.3 Staff from the Hubs and MWE/CCD trained in domestic MRV systems	Trainings and exposure trips	# of women and men that participate in trainings and exposure trips At least 30% of participants are women	PMU and CCD
2.4 Lessons learned and best practices scaled out	Cross-sectoral consultation meetings	# of women and men that participate in project activities	PMU
	Training for content developers	At least 30% of participants are women	

	National Forum established	# of women and men that participate in the project activities annually At least 30% of participants and representation on the forum are women	PMU
Component 3: Testing and piloting the GHG emission inventory and MRV system			
3.1: GHGI and MRV data collected and fed into the global CBIT coordination platform	Training and mentorship	# of women and men that participated in project activities annually	PMU
3.3 National Inventory made publicly available	National sensitization activities	At least 30% of participants are women	

CI-GEF Minimum Indicators (to be incorporated in monitoring of the project)

1. Number of men and women that participated in project activities (e.g. meetings, workshops, consultations)
2. Number of men and women that received benefits (e.g. employment, income generating activities, training, access to natural resources, land tenure or resource rights, equipment, leadership roles) from the project
3. Number of strategies, plans (e.g. management plans and land use plans) and policies derived from the project that include gender considerations (this indicator applies to relevant projects)

STAKEHOLDER ENGAGEMENT PLAN

Introduction

The Stakeholder Engagement Plan (SEP) is prepared in response to GEF Policy #7 requirement and is based on the ESMF guidelines. The SEP provides for the effective engagement of the various stakeholders over project delivery. The stakeholder engagement process, however, started with the project design stage (PPG), and consultations were made with the relevant agencies through interviews, focus group meetings and workshops. The consultations were based on the GEF PIF and discussion with the project executing partners (MWE and Afril). In situations where physical interaction was not possible, electronic media was used including telephone and emails.

Summary of consultation meetings held through the PPG phase

<i>Date</i>	<i>Participants</i>	<i>Purpose</i>
July, 2017	MWE/CCD and Afril technical staff and senior management	<ul style="list-style-type: none"> • Review PPG workplan and budget • GHGI and MRV status update • List and sources of key reference materials • Contact details and introduction to key resource persons for consultations
August, 2017	CI-GEF	Kick-off meeting
	MWE/CCD and sectoral Hubs	To establish current status and activities
	MWE and Afril	Review draft RBM and PPG progress
September, 2017	Sectoral Experts (<i>Academia, NEMA, NFA, MAAIF</i>)	Establish roles and contributions to GHGI and MRV activities
	Afril and MWE	Update on consultations and prepare for stakeholder workshop
October, 2017	CBIT workshop (government representatives, academia, CSOs, parliamentarians, etc)	<ul style="list-style-type: none"> • Validate and update preliminary background information; • Address data and information gaps in the first draft of ProDoc; • Preliminary discussion on safeguards (gender and key stakeholders), and • Agree on next steps for the document drafting process.
November, 2017	MWE/CCD and Afril	<ul style="list-style-type: none"> • Bilateral meetings to address technical information gaps e.g scenario building and analysis • Present and solicit feedback on sections of the ProDoc e.g strategic outputs, governance structure, roles and responsibilities and project workplan • Project budget preparation
December, 2017	MWE/CCD and Afril	RBM and budget review Review of safeguard plans
January, 2018	MWE/CCD and Afril	<ul style="list-style-type: none"> • Second ProDoc review • Project budget review
February, 2018	MWE/CCD and Afril	Project budget review

The consultant was as a result able to better understand the current situation in regard to GHGI and MRV activity in Uganda, the priority sectors and main institutional actors and development partners. The barriers to effective reporting and communication on transparency issues were reaffirmed through the consultative process, and recommendations on addressing these captured in the ProDoc draft. Information on relevant literature and stakeholders to be engaged in implementation of the project are among the key outcomes from this extensive consultation process.

The CBIT project will aim to develop and sustain dialogue with the relevant agencies of government, civil society organisations, private sector and development partners in the GHGI and MRV.

Stakeholder participation by project component area;

Component 1: Establishing and strengthening the institutional arrangements for robust GHG emission inventory and MRV system

Represents the starting and convergence point for all the project stakeholders through their participation in institutional governance, policy and institutional coordination, and the data management system governance. This, therefore, calls for a clear definition and elaboration of roles and responsibilities, and tailored engagement modes and approaches both for the project and subsequently for the GHG and MRV systems. The Ministry of Water and Environment (MWE) is responsible for overall policy leadership for the project, enhance stakeholder ownership, and sustain their engagement for the project duration and the post project period. Under this component, a clear definition of roles and responsibilities for GHG and MRV stakeholders will be elaborated and this is intended to inform the institutional arrangements for GHG data collection and processing.

Component 2: Building capacity of key stakeholders to collect, process and feed gender disaggregated data into the GHG emissions inventory system

The component focus is to build technical capacities of the Hubs for GHG data collection, processing, and transmission. Stakeholder participation will take the form of training for knowledge and skills, and improved access to information and knowledge for learning purposes and to inform policy and decision making processes. Important to this process is the effective mobilization and engagement of stakeholders at hub level to participate and maximize the benefits from the learning processes. The right combination of approaches and tools to deliver on the expected project outputs, and sustainability of the outcomes is important.

Component 3: Testing and piloting the GHG emission inventory and MRV system

This component is aimed at piloting the GHG Inventory and MRV building on the outputs of component 1 & 2, and provides the opportunity to demonstrate the knowledge and skills acquired by the Hubs, and also operationalise the equipment and tools procured by the project. The component brings together all the participating sectors thereby calling for effective people management skills by the PMU team and team working skills across the participating hubs. Public engagement is an additional dimension of the component and this will involve strategies for their effective engagement in the GHG and MRV activities. Planned include information dissemination through publications and forums.

The table below provides a summary of the key stakeholders, their interest in the project and potential influence, and the possible effect(s) on the stakeholders identified.

CBIT Stakeholders – Uganda GHGI and MRV System

Stakeholder	Interests in the project	Stakeholder influence on the project	Project Effect (s) on stakeholders	Mode of engagement	Related component
1. State Actors					
Ministry of Water and Environment (MWE)	Overall leadership and policy guidance	Project promoter	Capacity built for effective and efficient GHG data management, governance, and UNFCCC reporting	Involvement in project activities (e.g. meetings and consultations) # of MWE personnel trained and participate in project	1,2,3

				activities annually	
NEMA- Waste, MAAIF – agriculture, MEMD – Energy, and MoWT – Transport	Capacity building for GHG and MRV governance and data management	GHGI & MRV Sector Leadership Already involved in data collection and transmission activities	Improved institutional linkages and data sharing, harmonization of data protocols and tools; Improved hub performance through training and acquisition of required equipment and tools.	Participation in project activities including meetings and consultations # of sector personnel trained annually	1,2,3
Ministry of Science, Technology and Innovations	Policy affecting science and technology transfer	Minimal engagement	Upscale project outputs	Consultations and meetings # of engagements annually	2, 3
Ministry of Gender Labor and Youth	Gender mainstreaming in Climate Change	CC gender mainstreaming focal points already in place	Better integration of gender in Climate Change planning and decision making	Consultations and meetings # of persons trained # of engagements annually	1,2
National Forestry Authority/Forest Sector Support Department	Capacity building, learning, data sharing and information at Hub level	Lead institution for MRV REDD+ Primary data source and transmission for REDD+ MVR	Better institutional linkages and cooperation, Knowledge and skills acquisition, and improved hub performance with the tooling and data sharing provisions	Participate in project activities and consultations # of persons that engage in training, knowledge sharing and dissemination annually	1,2,3
UNCST	Research clearance	Ethical clearance and regulations for research and innovation	Use of research outputs	Consultations and meetings # of engagements annually	2,3
Other Government agencies involved in GHGI & MRV activities (REA, UNRA, UNMA, NAFORRI, NACCRI, DWRM, NWSC, URA)	To participate in capacity building for field teams	Providers of primary data	Knowledge and skills, better institutional collaboration improved hub performance	Participation in project activities # of stakeholders that participated annually	1,2

Local Governments	To participate in training for the field teams and support data collection activities	Involved in REDD+ data collection, transmission and reporting on forestry law enforcement Urban authorities involved in waste management projects	Improved intra sector collaboration, and knowledge and skills acquisition	Participation in field level engagements # of district personnel trained annually # of district level agencies involved annually	2
Kampala City Council Authority (KCCA)	To participate in trainings	Provider of GHG data Responsible for management of the waste GHGI	Knowledge and skills, better institutional collaboration, to acquire equipment and tools	Participate in project activities # of persons trained annually	1,2,3
National Planning Authority (NPA)	To use GHG data and information for national planning, and monitoring implementation	Responsible for all national planning activities	Increase availability and access to data and information to support planning and decision making	Consultations and meetings # of engagements annually	1,3
Ministry of Finance and Planning (MFPED)	GEF National Focal Point		Opportunity to explore nontraditional financing for GHG and MRV activities	Consultations and meetings # of engagements annually	3
	Gender Mainstreaming Unit	Responsible for gender responsive budget preparation and reporting	Capacity improved for processing and interpretation of gender disaggregated data	Training and consultations # of persons trained annually # of engagements annually	1,2
Uganda Bureau of Statistics (UBOS)	National authority for all data collected and publicized to inform planning and development activities	Approval and certification of data protocols and data collection and processing tools	Streamline and harmonize methodology for data collection, processing and transmission	Consultations and meetings # of engagements annually # of protocols certified	1,2
Parliamentary Forum on Climate Change	Compliance to UNFCCC reporting and communication	CC policy formulation	Data to support policy formulation and decisions on climate change	Consultations and meetings # of engagements annually	1,3



			Improved national reporting and communication		
Uganda Climate Change Resource Centre/ Makerere University Centre for Climate Change Research and Innovations (MUCCRI)	Online knowledge management system	Working with MWE to establish a one stop centre for all climate change related information and actions being coordinated by MWE.	Information and knowledge management activities	Participate in project activities # of engagements annually	1,2,3
2.	3. Non State Actors				
District level CSOs	User of information on GHG and MRV activities	Providers of data for REDD+	Better institutional collaboration Increased engagement in GHG and MRV activities Better measurement of project results and impacts	Participate in public dissemination activities # of stakeholders engaged annually	1,2
Association of Uganda Professional Women in Agriculture and Environment (AUPWAE)	Promote women scientists	Platform to increase access to technical information by women	Source of information and knowledge for women scientists, capacity building for members working with participating institutions	Participate in project activities # of engagements annually	1, 2, 3
Institutions (schools)	Data collection and transmission knowledge and skills	Collecting and transmitting data on energy, solid waste, renewable technologies, etc	Awareness and information on adaptation technologies and data collection tools. Better institutional collaboration	Meetings and dissemination activities # of stakeholders engaged annually	2,3
Private sector (companies)	Data collection and transmission, knowledge and skills	Collecting and transmitting data on energy, solid waste, renewable technologies, etc	Awareness, information and better institutional collaboration	Meetings and dissemination activities # of stakeholders engaged annually	2,3
4. Academia					
Makerere University	Research, data collection and interpretation	Collecting and transmitting primary data	Better institutional collaboration and data sharing	Consultations and meetings	1,2,3
Gulu University	Research and data collection	Collecting and transmitting crop data		# of engagements annually	

Busitema University	Research and data collection	Collecting and transmitting soil carbon data			
---------------------	------------------------------	--	--	--	--

CI-GEF Minimum Indicators (to be incorporated in monitoring of the project)

1. Number of government agencies, civil society organizations, private sector, indigenous peoples and other stakeholder groups that have been involved in the project implementation phase on an annual basis
2. Number persons (sex disaggregated) that have been involved in project implementation phase (on an annual basis)
3. Number of engagement (e.g. meeting, workshops, consultations) with stakeholders during the project implementation phase (on an annual basis)
4. Percentage of stakeholders who rate as satisfactory the level at which their views and concerns are taken into account by the project (responsible party for measuring this indicator is CI-GEF Agency and this will be undertaken by the consultant hired by the CI-GEF Agency to conduct the MTR and Terminal Evaluation)

APPENDIX VII: Detailed Project Budget

Detailed GEF Project budget				Version (date):		 							
GEF Project ID:	CI-GEF Agency 9814)-PMF1001271												
Project Title:	Strengthening the Capacity of Institutions in Uganda to comply with the Transparency Requirements of the Paris Agreement												
Executing Agencies:	Africa Innovation Institute, Ministry of Water and Environment												
Project Amount GEF-funded (USD):	1,900,000			Indicative Project starting date:	May-18								
Project Amount co-financing (USD):	619,455			Indicative Project end date:	Oct-19								
Total Project Amount (USD):	1,719,455			Duration (in years):	15								
Component 1 description: Establishing and strengthening the institutional arrangements for Robust GHG emissions inventory and MRV system													
Component 2 description: Building capacity of Key stake holders to collect process and feed gender disaggregated data into the GHG emission inventory and MRV Systems													
Component 3 description: Testing and Piloting GHG emissions inventory and MRV Systems													
GEF FUNDED BUDGET				Project budget by component (in USD)				Project budget per year (in USD)					
EXPENSES TYPE	DESCRIPTION	DETAILED DESCRIPTION	OUTPUTS	Component				Year					
				Component 1	Component 2	Component 3	Project Management Costs	Total	TR1	TR2	TR3	TR4	TOTAL
Salaries and benefits	Technical Operations Manager	Project Management	All	10,573	10,365	10,573	4,208	36,329	24,235	12,654	-	-	36,329
Salaries and benefits	Finance & Ops Manager	Financial reporting oversight	All	3,633	6,447	7,016	13,664	31,020	19,341	11,073	-	-	31,020
Salaries and benefits	Head of Sustainable Production	Project Oversight	All	3,350	3,350	5,267	34,233	47,339	31,533	15,800	-	-	47,339
Salaries and benefits	Africa Field Director	Project Implementation	All	7,717	7,717	14,575	16,291	46,300	30,867	15,433	-	-	46,300
Total Personnel Salaries and benefits				25,339	29,277	37,436	68,396	161,648	106,643	55,005	-	-	161,648
Consultants fees - National	LEGISLATIVE PERSON TO GUIDE process of drafting and validation	\$300 per day for 30 days-Nation	output 1.12	3,000				3,000					3,000
Consultants fees - National	Development of Technical guide	Consultant Fees-National	outputs 1.13	18,000				18,000					18,000
Consultants fees - National	Training Needs and Assessments	Consultant Fees-National	outputs 1.14	3,000				3,000					3,000
Consultants fees - National	Development of an Information at	Consultant Fees-National	outputs 1.15	30,000				30,000					30,000
Consultants fees - International	Training on GHG Emissions in W/a	Consultant Fees-International	output 2.12		171,935			171,935					171,935
Other fees / professional services	Final Evaluation fees	End of project evaluation fees	Component 3	5,250	5,250	5,250		15,750		15,750			15,750
Auditing fees	Auditing costs	Auditing	PMIC				16,400	16,400	8,000	8,400			16,400
Other fees / professional services	Recruitment Costs	Recruitment costs	All				2,305	2,305	2,305	2,305			2,305
Other fees / professional services	Platform Maintenance	Platform Maintenance	output 2.12		3,295			3,295	3,295				3,295
Total Professional Services				11,250	180,480	5,250	18,705	275,685	251,535	24,150	-	-	275,685
International Transportation	Nairobi-Uganda return trip for 3 people 18 trips in total (monitoring Lodging and accommodation costs for 2 people (monitoring trips)	3 program staff together with Finance/Grant Manager	All	2,020	2,020	2,020	1,220	7,280	5,600	1,680			7,280
Lodging / meals / per diem			All	4,611	4,611	4,611	2,654	16,487	10,032	6,395			16,487
Local transportation	Local taxis for 3 people (monitoring trips)	3 program staff together with Finance/Grant Manager	All	1,704	1,704	1,704	366	5,478	3,840	1,638			5,478
International Transportation	Non CI travel -Airfare Denmark to Uganda 2 people/ from Global coordination Platform)	Global Coordination Platform Trainers	output 3.11			3,330		3,330		3,330			3,330
Lodging / meals / per diem	Non CI travel -Airfare Denmark to Uganda 2 people/ from Global coordination Platform)	Global Coordination Platform Trainers	output 3.11			731		731		731			731
Local transportation	Non CI travel -Airfare Denmark to Uganda 2 people/ from Global coordination Platform)	Global Coordination Platform Trainers	output 3.11			315		315		315			315
International Transportation	Non CI Travel -Airfare US to Uganda 2 people / GHM Trainers	GHM Trainers	output 2.12		11,590			11,590	7,600	3,990			11,590
Lodging / meals / per diem	Non CI Travel lodgings and	GHM Trainers	output 2.12		7,361			7,361	5,220	2,141			7,361
Local transportation	Non CI Travel lodgings and	GHM Trainers	output 2.12		1,230			1,230	600	630			1,230
Total Travel Costs				8,335	29,116	13,371	4,240	55,061	32,352	22,109	-	-	55,061
Total Meetings and workshops				-	-	-	-	-	-	-	-	-	-
Grants & Agreements	Grants Agreement to AFRI	The Main Implementing Partner in Uganda	All except PMIC	105,368	151,587	323,610		581,165	391,312	189,853			581,165
Total Grants & Agreements				105,368	151,587	323,610	-	581,165	391,312	189,853	-	-	581,165
Total Equipment				-	-	-	-	-	-	-	-	-	-
Office / storage rent	CI Keys shared office costs		All	2,332	3,376	4,066	7,319	17,693	11,646	6,047			17,693
Communication printing	Printing of technical guides and policy briefs		output 3.14 2.3.12		500	6,420		6,320	3,303	3,017			6,320
Telecommunications (data, voice)	Telephone Costs		All	357	381	343	741	1,828	937	891			1,828
Total Other Direct Costs				3,289	4,257	10,835	8,060	26,440	16,486	9,955	-	-	26,440
Total GEF funded project costs				214,781	394,718	390,502	100,000	1,100,000	798,928	301,072	-	-	1,100,000
CO-FINANCING				Co-financing by component (in USD)				Co-financing per year (in USD)					
SOURCES OF CO-FINANCING	NAME OF CO-FINANCIER	CO-FINANCING DESCRIPTION	TYPE OF CO-FINANCING	Component				Year					
				Component 1	Component 2	Component 3	Project Management Costs	Total	TR1	TR2	TR3	TR4	TOTAL
Government	Ministry of Environment		In-kind	50,000	150,000	100,000	50,000	350,000	233,333.33	116,666.67			350,000
Other	Conservation International		In-kind				10,000	10,000	6,666.67	3,333.33			10,000
Other	Africa Innovation Fund		In-kind	50,000	100,000	50,000	58,455	259,455	172,970	86,485			259,455
Sub Total Co-financing IN-KIND				100,000	250,000	150,000	119,455	619,455	412,970	206,485	-	-	619,455
Sub Total Co-financing IN CASH				-	-	-	-	-	-	-	-	-	-
Total Co-financing				100,000	250,000	150,000	119,455	619,455	412,970	206,485	-	-	619,455
TOTAL PROJECT BUDGET				314,781	644,718	540,502	219,455	1,719,455	1,211,898	507,557	-	-	1,719,455

APPENDIX VIII: Co-financing Commitment Letters

AFRII Co-financing letter



Africa Innovations Institute

Africa Innovations Institute

Plot 1544, Koire Close, Bukoto, Old Kiira Road, P.O. Box 34981, Kampala, Uganda

23/2/2018

Mr. Miguel Morales,
Vice President, CI-GEF Project Agency,
2011 Crystal Drive, Suite 500,
Arlington, Virginia 22202,
USA.

Dear Mr. Morales

**RE: CO-FINANCING SUPPORT FROM THE AFRICA INNOVATIONS INSTITUTE (AfriI)
TOWARDS THE IMPLEMENTATION OF THE PROJECT "STRENGTHENING THE
CAPACITY OF THE INSTITUTIONS IN UGANDA TO COMPLY WITH THE
REQUIREMENTS OF THE PARIS AGREEMENT IN UGANDA/EAST AFRICA"**

On behalf of the Africa Innovations Institute (AfriI), I am pleased to commit US\$259,455 in co-financing towards the implementation of the project "Strengthening the Capacity of the Institutions in Uganda to comply with the Requirements of the Paris Agreement in Uganda/East Africa".

This co-financing is from the Africa Innovations Institute and is intended to support the implementation of all the three components of the project, namely: i) establishing and strengthening the institutional arrangements for robust GHG emission inventory and MRV system, ii) building capacity of key stakeholders to collect, process and feed gender disaggregated data into the GHG emissions inventory system, and iii) testing and piloting the GHG emission inventory and MRV system. The co-funding will be in-kind in terms of requisite infrastructure, data collection and processing equipment, data and data products at AfriI, workshop and meeting venues, and other in-kind costs.

The contribution described above is intended to qualify as co-funding should the project proposal be successful and will be computed using equivalent rates of the services if outsourced.

Yours sincerely,

A handwritten signature in blue ink, appearing to read "George William Otim-Nape".

Prof George William Otim-Nape

Chairman/CEO

Tel: +256 (0) 414 530 288/+256 (0) 414 699 080 E-mail: info@afrii.org Website: www.afrii.org

MWE Co-Financing letter

TEL GENERAL: +256 41 4505942
TELEPHONE: +256 41 4505945
 +256 41 4505950
 +256 41 4220203
 +256 41 4321316
 +256 41 4221196
FAX: +256 41 4505941
Email: mwe@mwe.go.ug
 info@mwe.go.ug
website: www.mwe.go.ug



THE REPUBLIC OF UGANDA

MINISTRY OF WATER AND
ENVIRONMENT
P. O. Box 20026
KAMPALA - UGANDA

In any correspondence on
this subject please quote Ref. No. ADM/10/120/01

February 02, 2018

Mr. Miguel Morales
Vice President, CI-GEF Project Agency
2011 Crystal Drive
Suite 500
Arlington, Virginia 22202
USA

Dear Mr. Morales,

**CO-FINANCING SUPPORT FOR "STRENGTHENING THE CAPACITY OF
INSTITUTIONS IN UGANDA TO COMPLY WITH THE TRANSPARENCY
REQUIREMENTS OF THE PARIS AGREEMENT IN UGANDA/EAST
AFRICA "**

On behalf of Ministry of Water and Environment, I am pleased to commit \$350,000 in co-financing to Conservation International in support of the GEF project, "Strengthening the Capacity of Institutions in Uganda to comply with the Transparency Requirements of the Paris Agreement in Uganda/East Africa".

This co-financing is from Ministry of Water and Environment and will support mainly Components 1 Establishing and strengthening the institutional arrangements for robust GHG emission inventory and MRV system and 2. Building capacity of key stakeholders to collect, process and feed gender disaggregated data into the GHG emissions inventory system during the CBIT implementation period 2018/19. Specifically, the co-financing will cover in-kind contribution of requisite infrastructure, office space, office furniture, utilities-water, electricity, internet, meeting venues. This in kind contribution

This contribution as described above is intended to qualify as co-financing should the project proposal be successful and will be estimated using equivalent cost of service if outsourced.

Yours Sincerely,

A handwritten signature in blue ink, appearing to read 'Daniel Nickie', written over a horizontal line.

Otulu Daniel Nickie
For: PERMANENT SECRETARY

CI Co-Financing letter

AFRICA FIELD DIVISION
Africa Regional Office
2nd Floor Suite 2, Spring Court,
Watermark Business Park,
Ndege Road, Karen
P.O. Box 1963 - 00502
Nairobi, KENYA
Telephone + 254704382089
Nairobi, KENYA
www.conservation.org/africa



25th, April 2018

Mr. Miguel Morales
Vice President, CI-GEF Project Agency
2011 Crystal Drive
Suite 500
Arlington, Virginia 22202
USA

Dear Mr. Morales,

REF: Co-Financing support for "Strengthening the Capacity of Institutions in Uganda to comply with the Transparency Requirements of the Paris Agreement "

On behalf of CI's Africa Field Division, I am pleased to commit \$10,000 in in-cash co-financing to Conservation International in support of the GEF project titled, "*Strengthening the Capacity of Institutions in Uganda to comply with the Transparency Requirements of the Paris Agreement*".

This co-financing will support the following outcomes:

- i. Institutional arrangements for data collections and processing in the 4 key sectors (agriculture and land use; energy, transport and waste) strengthened;
- ii. Capacity of stakeholders built on data collection and processing protocols; and procurement of state-of-the-art equipment and tools increased;
- iii. GHG inventory and MRV system functional.

This will support implementation during the period of eighteen months from project approval. Specifically, the co-financing will cover partial staff time for the Head of Sustainable Production and the Africa Field Director.

Sincerely,

A handwritten signature in blue ink, appearing to read "Jennifer Morris".

Jennifer Morris
President
Conservation International

