

# **Pacific Transparency Network**

## **Brief overview of transparency network**

28 March 2025

Noim Uddin, PhD

CBIT-GSP Pacific Coordinator

Executed by:



Funded by:

copenhagen  
climate centre



Implemented by:



# CBIT-GSP: project information

## Main Project Information

Project duration: 2022-2026

Project budget: ~ 9 Million USD

Funded by:



Implemented by:



Executed by:



## Merging and Continuation of Previous Transparency Programmes

CBIT CAPACITY-BUILDING INITIATIVE FOR TRANSPARENCY  
GLOBAL COORDINATION PLATFORM



GLOBAL SUPPORT PROGRAMME



## CBIT-GSP Objectives

Support developing countries **in the transition to the Enhanced Transparency Framework**

Provide the global transparency community with a **one-stop shop for transparency** (Online Platform)

Help countries with **mainstreaming gender considerations** in climate transparency

Executed by:



Funded by:



Implemented by:

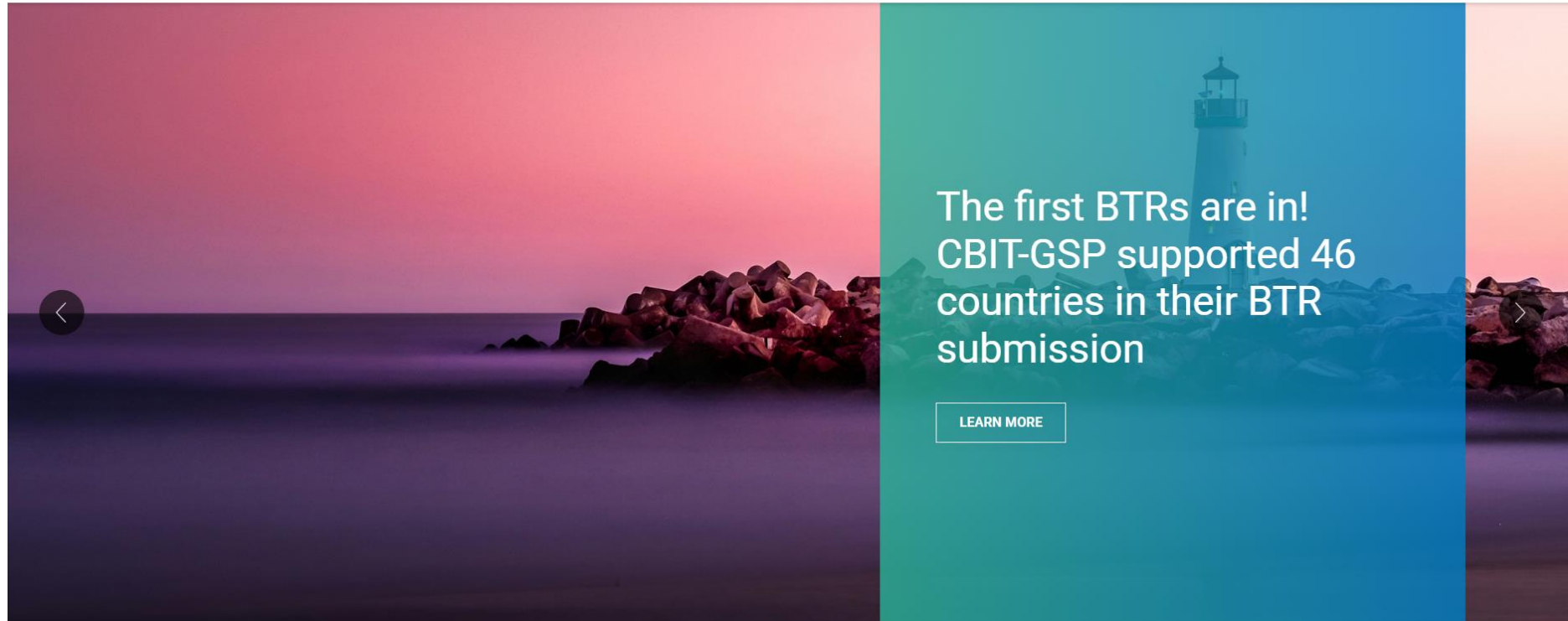


# CBIT-GSP: Platform <https://climate-transparency-platform.org/>



[ASK THE EXPERTS](#) [REQUEST FOR SUPPORT](#) [OPPORTUNITIES](#) [LOG IN](#) [REGISTER](#) [LANGUAGE](#) ▼

[THE PLATFORM](#) [CBIT-GSP](#) [NETWORKS](#) [COUNTRIES](#) [PROJECTS](#) [AGENCIES](#) [EXPERTS](#) [NEWS & EVENTS](#) [KNOWLEDGE CENTRE](#) 🔍



[TRANSPARENCY OVERVIEW](#)

[CBIT PROJECTS](#)

[GEF ENABLING ACTIVITIES](#)

[UNFCCC REPORTING](#)

[NETWORKS](#)

Executed by:



runned by:



implemented by:



copenhagen climate centre

# Brief overview of CBIT-GSP

- The Transparency Networks are organised by region and/or language, and two of the Transparency Networks - the Lusophone Cluster and Francophone Network – are implemented through UNDP's Climate Promise Initiative, with funding from the Belgium government.
- The main support modality of the project is its ten Transparency Networks, covering all developing countries around the globe, through which key support is provided to countries in the respective networks.
- The CBIT-GSP project also offers various other tailored support to countries, such as the [quality review of country's transparency reports](#), [trainings on specific topics \(e.g., IPCC software\)](#), the provision of a dedicated gender toolkit (forthcoming), webinars, knowledge products and global meetings where all countries and support providers come together.

Executed by:



Funded by:

copenhagen  
climate centre



Implemented by:

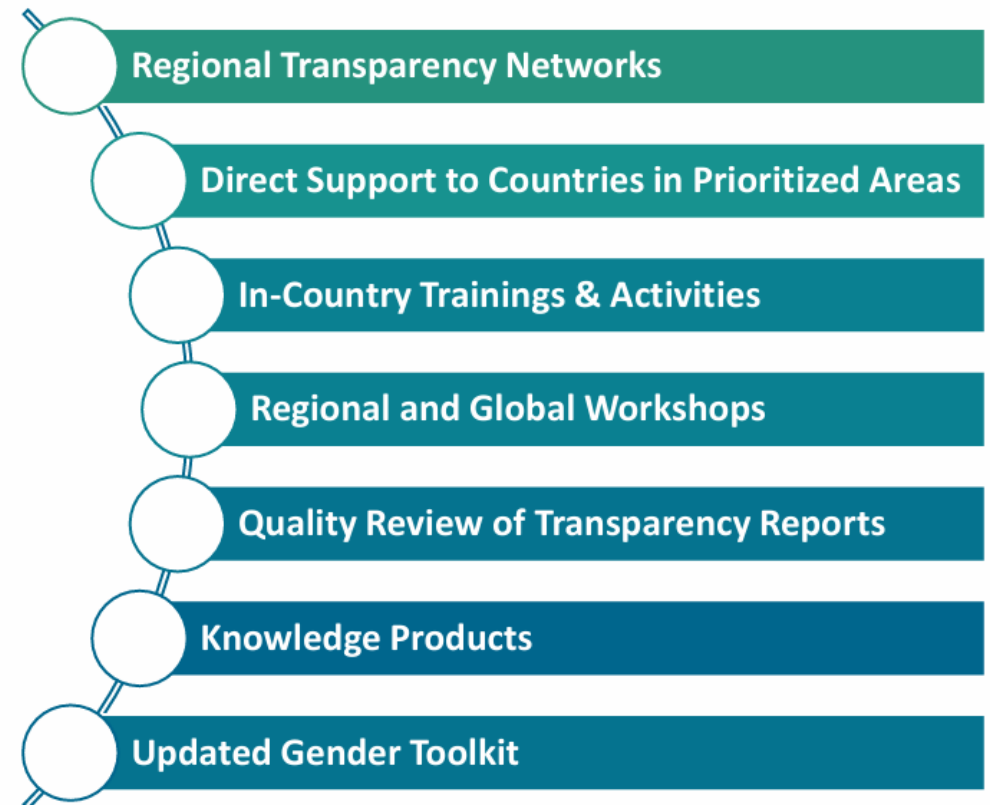


# CBIT-GSP: support modalities and areas of support

## Main Areas of Support

Accelerate submission of the last BURs	Support the transition to the BTR
Support sustainable institutional arrangements	Identification/dissemination of best practices
Foster regional and South-South exchange	Support in prioritised areas by the countries

## Main Mediums of Support



Executed by:



Funded by:

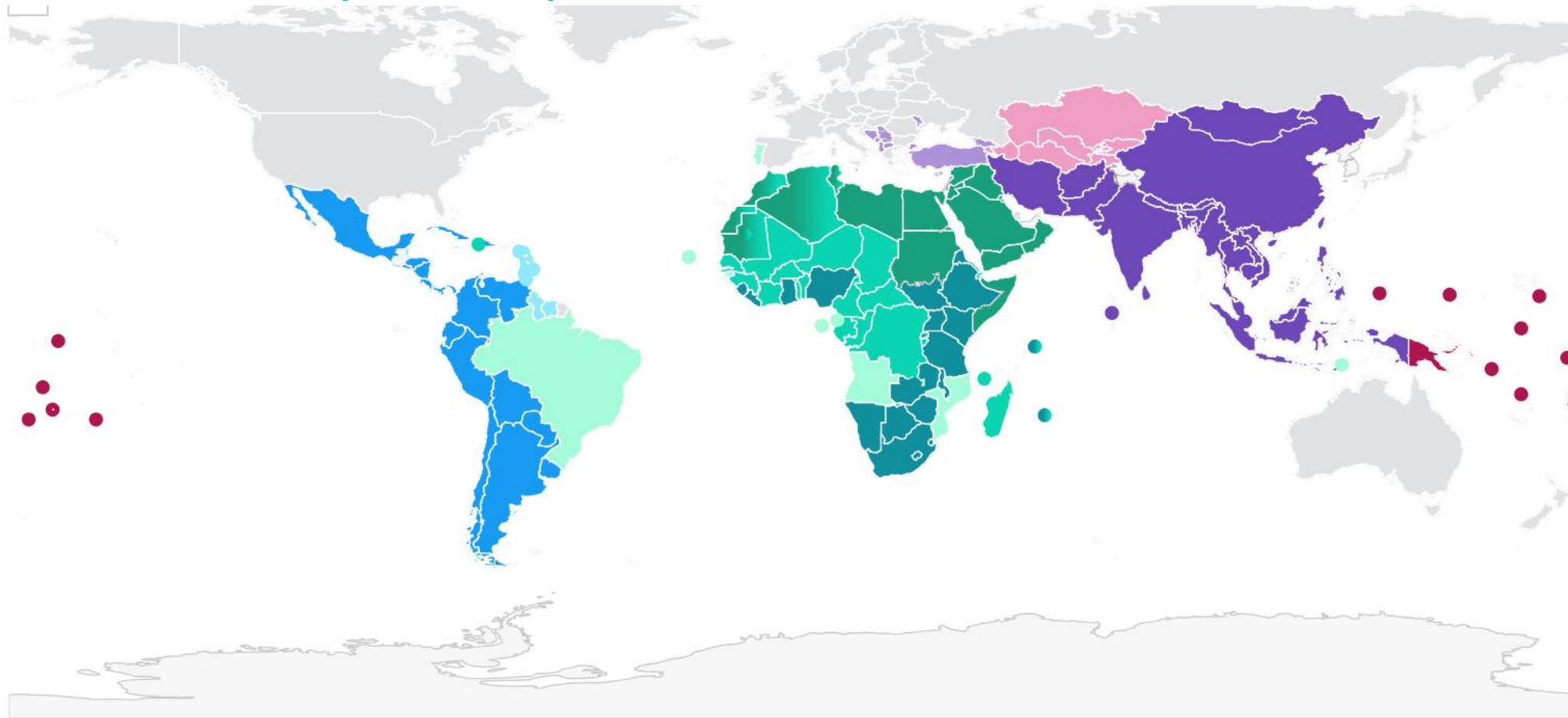


Implemented by:



copenhagen  
climate centre

# CBIT-GSP: transparency networks



- Anglophone Africa
- Anglophone Caribbean
- Asia
- Central Asia and Caucasus
- Eurasia
- Francophone
- Lusophone Cluster
- Middle East and North Africa
- Pacific
- Spanish speaking Latin America and the Caribbean

Executed by:



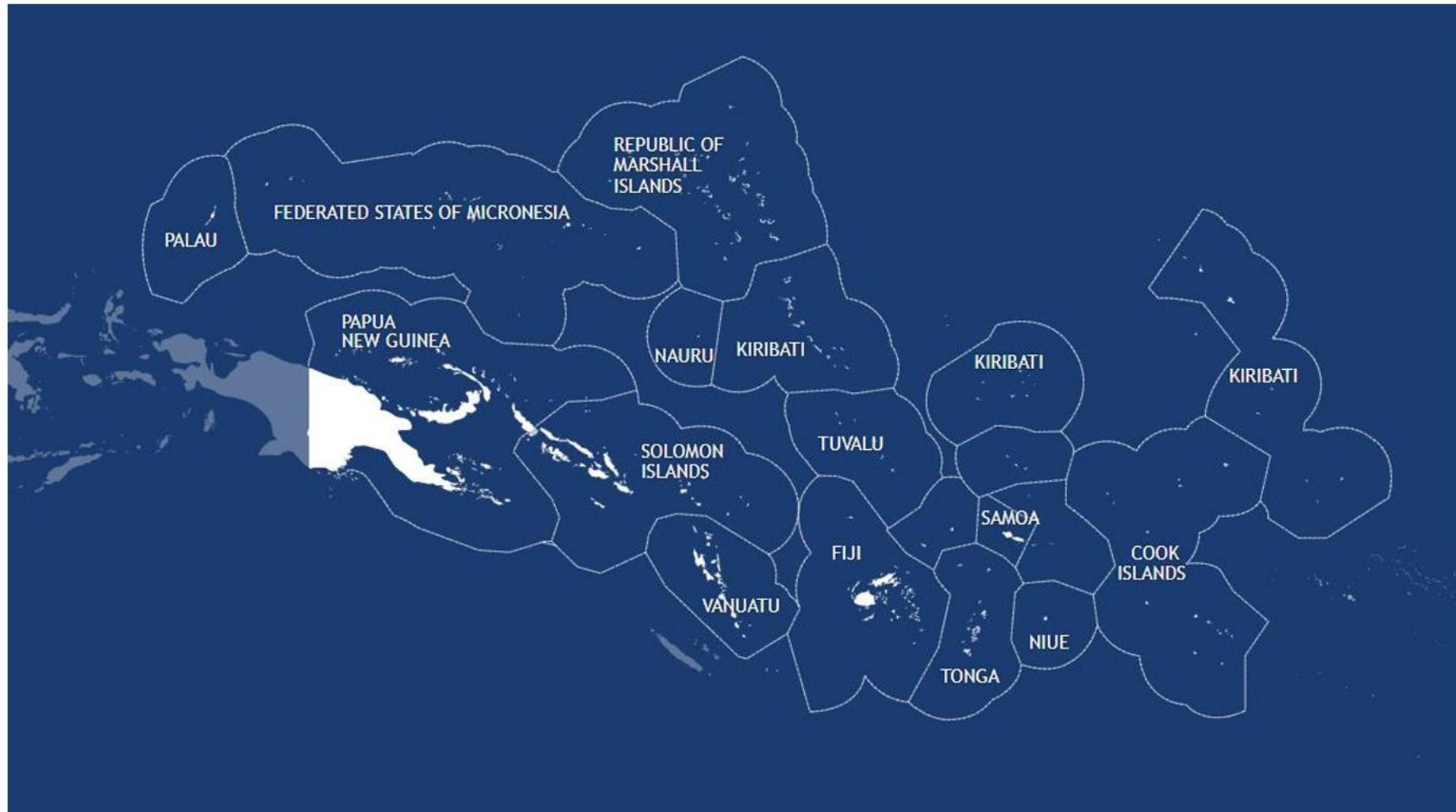
Funded by:



Implemented by:



# Pacific Islands Countries (PICs) in the Pacific Ocean



Executed by:



Funded by:

 copenhagen  
climate centre



Implemented by:



# PICs – contexts

Pacific Sub-region	Country	Land Area (sq. km)*	Sea Area/ EEZ (sq. km)*	Island Type*	Popula-tion*	GDP in 2019 (US\$ bil-lions)**	GDP per Capita in 2019 (current US\$)***	Carbon dioxide Emissions (kilotonnes in 2016)****	Carbon dioxide Emissions (metric tonnes per Capita in 2016)***	Total Green-house Gas Emissions (kilotonnes of CO2e); 2012 or most recent year***	% of electricity generat-ed using renewables; 2018 or most recent year****
Melanesia	Fiji	18,272	1,290,000	High island with a few minor atolls	894,961	5.5	6,175.9	2,046.2	2.3	2,258.0	60%
	Papua New Guinea	462,840	3,120,000	High island with a few small atolls	8,934,475	25.0	2,829.2	5,078.8	0.9	11087 (2016)	62%
	Solomon Islands	28,370	1,340,000	High island with a few atolls	712,071	1.4	2,373.6	183.4	0.3	4,591.0	10%
	Vanuatu	12,190	680,000	High island with a few small atolls	294,688	0.9	3,115.4	113.7	0.5	446.0	6%
Micronesia	Federated States of Micronesia	701	2,980,000	High islands & atolls	105,503	0.4	3568.3 (2018)	124.7	1.3	58 (1996)	5%
	Kiribati	811	3,550,000	Predominantly atolls	118,744	0.2	1,655.1	66.0	0.6	53 (2009)	17%
	Nauru	21	320,000	Raised coral island	11,690	0.1	9,397.0	40.3	3.7	19 (2000)	2%
	Palau	444	629,000	High islands & atolls	17,930	0.3	14,902.0	216.4	12.6	248(2005)	2%
Polynesia	Republic of the Marshall Islands	181	2,131,000	Atolls	54,590	0.2	3788.2 (2018)	135.7	2.5	5 (1989)	2%
	Cook Islands	237	1,830,000	High islands & atolls	17,434	0.4	24,913.0	60.0	4.0	73(2014)	26%
	Niue	259	390,000	Raised coral Atoll	1,562	0	18,757	5	1	11.45 (2009)	0
	Samoa	2,935	120,000	High islands	198,646	0.9	4,324.0	198.0	1.3	356.0	42%
	Tonga	650	700,000	High island with a few small atolls	99,780	0.5	4,903.2	106.3	1.3	155 (2011)	10%
	Tuvalu	26	900,000	Atolls	10,580	0.1	4,059.0	11.0	1.0	5.0	23%

Executed by:



copenhagen climate centre



Funded by:

Implemented by:




# CBIT-GSP – activities in 2024

A total of five in-country supports have been delivered in 2024.

- Papua New Guinea – 2
- Solomon Islands – 1
- Samoa – 1
- Cook Islands – 1

No Regional Events were delivered during 2024.

**Global Event:** Global Transparency Forum May 2024 (Tokyo, Japan) (11 PICs joined the Global Forum and Training)



Executed by:



Funded by:

 copenhagen  
climate centre



Implemented by:



# CBIT-GSP: in-country activity in Samoa

Building Capacity of Waste Sector Stakeholders in GHG inventories and mitigation.

The workshop focused on waste sector stakeholders on building their awareness of waste information. The workshop assisted stakeholders in understanding on waste sector GHG estimation and how this could assist Samoa in transparently reporting on GHG emissions.



One word to describe the training

13 responses

helpful  
interesting  
technical  
informative  
critical long good data  
waste useful  
interactive

Executed by:



Funded by:



Implemented by:



copenhagen climate centre

# CBIT-GSP: in-country activity in PNG

Development of a comprehensive GHG emission inventory framework to support first BTR submission. The workshop focused on PNG's policy makers as they started the journey to prepare NDC 3.0. Stakeholders received awareness and hands-on training on ETF tools.



The screenshot shows the event page for the "First National Training of Trainers Seminar on Development of a Papua New Guinea Comprehensive Greenhouse Gas Emission Inventory Framework to Support the First BTR Submission". The event is scheduled for 07 to 11 Oct 2024 in Port Moresby, Papua New Guinea. It is by invitation only. The page includes buttons for "ADD TO CALENDAR", "DOWNLOAD ICS", and "REGISTER NOW". The main image features a collage of photos: a tropical beach, people planting a tree, and a group of people on a beach. The footer contains logos for ESCAP, NDC PARTNERSHIP, REGIONAL PACIFIC NDC HUB, CBIT-GSP CLIMATE TRANSPARENCY, UN environment programme, copenhagen climate centre, gef, and CCDA/PNG.

[https://www.unescap.org/events/2024/PNG\\_1stToT\\_BTR](https://www.unescap.org/events/2024/PNG_1stToT_BTR)

Executed by:



Funded by:



Implemented by:



# CBIT-GSP: in-country activity in the Cook Islands

Training on Transparency Requirements under the Paris Agreement and BTR preparation. The training workshop focused on Cook Islands stakeholders who are responsible for preparing GHG inventory. The coordinating agency shared IPCC Software with participants and Cook Islands journey to work on Tier 2 approach in selected sector.



CITV Local News-Friday 23rd August 2024 Climate Change Cook Islands held a training workshop with various government agencies and some...

Executed by:



Funded by:

copenhagen climate centre



Implemented by:



<https://www.facebook.com/watch/?v=1226276395188173&ref=sharing>

# CBIT-GSP: partnership and collaboration

## Samoa in-country workshop:

- SPREP (South Pacific Regional Environmental Program) delivered a presentation on the waste sector.
- UNDP (through TNC project) to deliver in-country workshop in Samoa by delivering findings from TNC and facilitating venues and local logistical support.
- GIR (Greenhouse Gas Inventory Research Centre) Korea – delivered a technical presentation during the workshop.

## Papua New Guinea in-country workshop:

- UNESCAP – lead the workshop coordination and delivered keynote.
- IPCC – lead hands-on training focusing on waste, IPPU and energy sectors on IPCC software.
- Global Research Alliance (GRA), New Zealand – delivered technical sessions on agriculture and hands-on training on IPCC software covering agriculture sector.
- Regional Pacific NDC Hub – delivered technical session on NDC support.
- RCC-UNFCCC – delivered technical session on NDC3.0

Executed by:



Funded by:

copenhagen  
climate centre



Implemented by:



# CBIT-GSP: lessons learned

Transparency remains core to the Paris Agreement. Parties need to continue building trust on transparent reporting in NDC actions and implementations, FTC (finance, technology transfer and capacity building)

- Understanding the stakeholders – ‘political buy-in’, ‘blessings from the government’ – country driven bottom-up approach
- In-country logistical support and local expenses (venue, catering, local transport etc.)
- Taking stock on current activities
- Stakeholders’ availability and planning
- Inclusiveness – gender, youth and community
- Guidance from the Coordinating Agency
- Collaboration with development partners
- Background materials for technical presentations
- Technological challenge
- Challenges with online sessions
- Effectiveness of face-to-face learning (acknowledging traditional custom and knowledge)

Executed by:

Funded by:

Implemented by:

# CBIT-GSP: challenges and opportunities

## Challenges

- Overall awareness of reporting requirements under the UNFCCC and the Paris Agreement
- Changes in priorities
- Multiple development partners with diverse portfolios
- Tangible or concrete outcome
- Absorption capacity (in the context of each PICs, considering socio-economy and government settings)

## Opportunities

- First-of-its-kind
- Multi-party platform
- Building future transparency workforce

Executed by:



Funded by:

copenhagen  
climate centre



Implemented by:



# Thank you for your attention

Please reach out to us for any question,  
comments or suggestions!



Pacific Network Coordinator

**Noim Uddin, PhD**

[sknoim.Uddin@un.org](mailto:sknoim.Uddin@un.org)



**Global Project  
Manager**

**Denis Desgain**

[denis-desgain@un.org](mailto:denis-desgain@un.org)



**CBIT-GSP Project  
Officer**

**Susanne KONRAD**

[susanne.konrad@un.org](mailto:susanne.konrad@un.org)



**CBIT-GSP Project  
Officer**

**Alejandro REGATERO**

[alejandro.regaterolabadia@un.org](mailto:alejandro.regaterolabadia@un.org)



**CBIT-GSP Transparency  
Officer**

**Khetsiwe KHUMALO**

[khetsiwe.khumalo@un.org](mailto:khetsiwe.khumalo@un.org)



**CBIT-GSP Project  
Officer**

**Juliette Lunel**

[juliette.lunel@un.org](mailto:juliette.lunel@un.org)



**CBIT-GSP Project  
Officer**

**Freya Milford**

[freya.milford@un.org](mailto:freya.milford@un.org)



**CBIT-GSP Project  
Officer**

**Francesco  
Locatelli**

[francesco.locatelli@un.org](mailto:francesco.locatelli@un.org)

Executed by:



Funded by:

copenhagen  
climate centre



Implemented by:

