

Assisting Bahrain in the BTR preparation: Workshop on Tracking NDC mitigation commitments under the ETF

The Common Reporting Tables – Table 6 and 12

Keltoum AIT BELHAJ
CBIT-GSP Regional Coordinator for MENA
UNEP-CCC
Keltoum.aitbelhaj@un.org

Executed by:



Funded by:



Implemented by:



09-10 September 2024

NDC definition and methods

- **Appendix:** Description of a Party's NDC
- **Table 1:** Description of selected indicators
- **Table 2:** Definitions needed to understand the NDC
- **Table 3:** Methodologies and accounting approaches

Table 6

Current mitigation status and tracking progress

- **Table 4:** Tracking progress
- **Table 5:** Mitigation policies, measures, actions and plans (Achieved)
- **Table 6:** Inventory summary

Projections and expected emissions reduction

- **Table 5:** Mitigation policies, measures, actions and plans (expected)
- **Table 7:** Projections "with measures" scenario
- **Table 8:** Projections "with additional measures" scenario
- **Table 9:** Projections "without measure" scenario
- **Table 10:** Projections of key indicators
- **Table 11:** Key underlying assumptions and parameters of projections

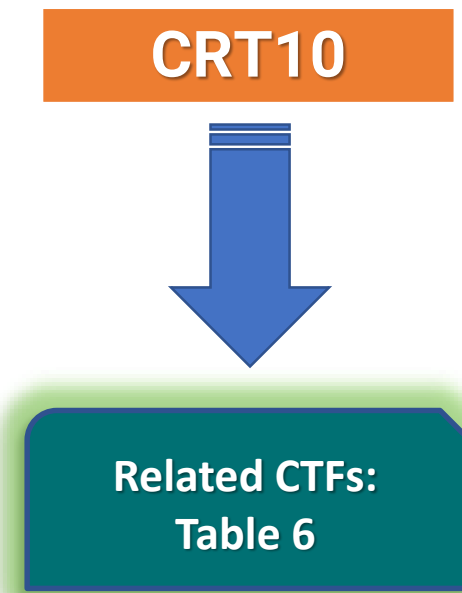
Table 12

Response measures

- **Table 12.** Information necessary to track progress on the implementation and achievement of the domestic policies and measures implemented to address the social and economic consequences of response measures

Table 6. Summary of greenhouse gas emissions and removals

- Each Party, that **submits a stand-alone national inventory report, shall** provide **a summary of its GHG emissions and removals.**
- This information **shall** be provided for those reporting years corresponding to the Party's most recent national inventory report, in a tabular format.
- This information should match the one reported in the **CRT10** emission trends – summary



GREENHOUSE GAS EMISSIONS AND REMOVALS	Reference year/period for NDC ⁽¹⁾	Base year ⁽²⁾	1990 ⁽¹⁾	(Years 1991 to 2019)	(Years 1991 to 2019)	2020	(Years 2021 to latest reported year)	(Years 2021 to latest reported year)	(Years 2021 to latest reported year)	Change from [1990][base year][reference year][period] to latest reported year					
	CO ₂ equivalents (kt) ⁽³⁾									(%)					
CO ₂ emissions without net CO ₂ from LULUCF															
CO ₂ emissions with net CO ₂ from LULUCF															
CH ₄ emissions without CH ₄ from LULUCF															
CH ₄ emissions with CH ₄ from LULUCF															
N ₂ O emissions without N ₂ O from LULUCF															
N ₂ O emissions with N ₂ O from LULUCF															
HFCs															
PFCs															
Unspecified mix of HFCs and PFCs															
SF ₆															
NF ₃															
Total (without LULUCF)															
Total (with LULUCF)															
Total (without LULUCF, with indirect)															
Total (with LULUCF, with indirect)															
					GREENHOUSE GAS SOURCE AND SINK CATEGORIES	Reference year/period for NDC ⁽¹⁾	Base year ⁽²⁾	1990	(Years 1991 to 2019)	(Years 1991 to 2019)	2020	(Years 2021 to latest reported year)	(Years 2021 to latest reported year)	(Years 2021 to latest reported year)	Change from 1990[base year][reference year][period] to latest reported year
						CO ₂ equivalents (kt) ⁽³⁾									(%)
					1. Energy										
					2. Industrial processes and product use										
					3. Agriculture										
					4. Land use, land-use change and forestry ⁽⁴⁾										
					5. Waste										
					6. Other										
					Total (with LULUCF) ⁽⁸⁾										

Executed by:



Funded by:




Implemented by:



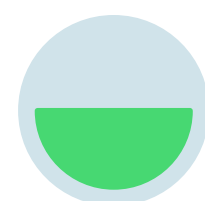
Table 12: Information necessary to track progress on the implementation and achievement of the domestic policies and measures implemented to address the social and economic consequences of response measures

^a Each Party with an NDC under Article 4 that consists of adaptation actions and/or economic diversification plans resulting in mitigation co-benefits consistent with Article 4, para. 7, of the Paris Agreement **shall** provide:


The **information necessary to track progress on the implementation and achievement of the domestic policies and measures implemented to address the social and economic consequences of response measures** (para. 78 of the MPGs).



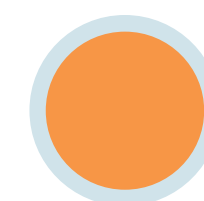
^b In accordance with para. 78(a) of the MPGs.



^c In accordance with para. 78(b) of the MPGs.



^d In accordance with para. 78(c) of the MPGs.



^e In accordance with para. 78(d) of the MPGs.



Table 12: Information necessary to track progress on the implementation and achievement of the domestic policies and measures implemented to address the social and economic consequences of response measures

Sectors and activities associated with the response measures ^b	Social and economic consequences of the response measures ^c	Challenges in and barriers to addressing the consequences ^d	Actions to address the consequences ^e
<p>^a Each Party with an NDC under Article 4 that consists of adaptation actions and/or economic diversification plans resulting in mitigation co-benefits consistent with Article 4, para. 7, of the Paris Agreement shall provide the information necessary to track progress on the implementation and achievement of the domestic policies and measures implemented to address the social and economic consequences of response measures (para. 78 of the MPGs).</p> <p>^b In accordance with para. 78(a) of the MPGs.</p> <p>^c In accordance with para. 78(b) of the MPGs.</p> <p>^d In accordance with para. 78(c) of the MPGs.</p> <p>^e In accordance with para. 78(d) of the MPGs.</p>			
Custom footnotes:			
Documentation box:			





المجلس الأعلى للبيئة
Supreme Council
for Environment



Thank you for your attention!

Keltoum AIT BELHAJ
CBIT-GSP Regional Coordinator for MENA
UNEP-CCC
Keltoum.aitbelhaj@un.org

Executed by:



Funded by:



Implemented by:

