



المجلس الأعلى للبيئة
Supreme Council
for Environment



Assisting Bahrain in the BTR preparation: Workshop on Tracking NDC mitigation commitments under the ETF

09-10 September 2024

Executed by:



Funded by:



Implemented by:



copenhagen
climate centre



المجلس الأعلى للبيئة
Supreme Council
for Environment



Assisting Bahrain in the BTR preparation: Workshop on Tracking NDC mitigation commitments under the ETF

Tracking Progress: Overview of the Common Reporting Tables

Keltoum AIT BELHAJ
CBIT-GSP Regional Coordinator for MENA
UNEP-CCC
Keltoum.aitbelhaj@un.org

Executed by:




Funded by:



Implemented by:



09-10 September 2024



Chapter II : Information necessary to track progress made in implementing and achieving nationally determined contributions under Article 4 of the Paris Agreement

A. National circumstances and institutional arrangements

E. Summary of GHG Emissions and Removals

B. Description of a Party's NDC under Article 4 of the Paris Agreement, including updates

F. Projections of GHG Emissions and Removals

C. Information necessary to track progress

G. Other Information

D. Mitigation Policies, Actions, and Plans

Information to be reported in a narrative and common tabular format.

Focus on NDC tracking/ Chapter II : A. National circumstances and institutional arrangements

NATIONAL CIRCUMSTANCES RELEVANT TO PROGRESS MADE IN IMPLEMENTING AND ACHIEVING THE NDC

- a) Government structure;
- b) Population profile;
- c) Geographical profile;
- d) Economic profile;
- e) Climate profile;
- f) Sector details.


How its national circumstances affect GHG emissions and removals over time.

INFORMATION ON THE INSTITUTIONAL ARRANGEMENTS IN PLACE TO TRACK PROGRESS MADE IN IMPLEMENTING AND ACHIEVING THE NDC

- Information used for tracking internationally transferred mitigation outcomes, if applicable,
- Changes in institutional arrangements since its most recent biennial transparency report.

INFORMATION ON LEGAL, INSTITUTIONAL, ADMINISTRATIVE AND PROCEDURAL ARRANGEMENTS FOR DOMESTIC IMPLEMENTATION

- Monitoring
- Reporting
- Archiving
- Stakeholder engagement



Focus on NDC tracking/ Chapter II : B. Description of a Party's NDC, including updates


- Each Party **shall** provide a **description of its NDC**, against which progress will be tracked:

NDC elements	Description
A. Target(s) and description, including target type(s)*, as applicable	
B. Target year(s) or period(s), and whether they are single-year or multi-year target(s), as applicable	
C. Reference point(s), level(s), baseline(s), base year(s) or starting point(s), and their respective value(s), as applicable	
D. Time frame(s) and/or periods for implementation, as applicable	
E. Scope and coverage, including, as relevant, sectors, categories, activities, sources and sinks, pools and gases, as applicable	
F. Intention to use cooperative approaches that involve the use of ITMOs under Article 6 towards NDCs under Article 4 of the Paris Agreement, as applicable	
G. Any updates or clarifications of previously reported information, as applicable	

This table is to be used by Parties on a voluntary basis, however information items are shall

**Related CTFs:
Appendix**

- Parties with both **unconditional and conditional targets** in their NDC may add a row to the table to describe conditional targets
- This information overlaps with NDC/ICTU (Information necessary for Clarity, Transparency, and Understanding), ensure consistency or explain changes/update



Focus on NDC tracking/ Chapter II : C. Information necessary to track progress made in implementing and achieving NDCs

- Each Party **shall** identify **indicator(s)** (*quantitative or qualitative; relevant to the NDC*) to track progress towards implementation and achievement of its NDC
- Each Party **shall** provide:
 - the information for each selected indicator for the **reference point(s)**, level(s), baseline(s), base year(s); and the **most recent information** for each reporting year; and **compare** these
 - description of each **methodology and accounting approach** used for its NDC target, construction of baseline, and each indicator identified; [*key parameters, assumptions, definitions, data sources, models, IPCC guidelines, metrics, etc*]
 - all this information in a **structured summary** to track progress:
 - ✓ **Information on indicators** [*reference level; most recent; at the reporting years in between*]
 - ✓ **GHG emissions and removals** consistent with the scope of its NDC, where applicable;
 - ✓ **Contribution from the LULUCF sector** for each year of the target period or target year, as applicable;
 - ✓ **Information on use of ITMOs**, as applicable;
- Each Party **with an NDC that consists mitigation co-benefits** from adaptation actions and economic diversification plans, **shall** provide information on domestic policies and measures implemented to address social and economic consequences of response measures

Related CTFs:
Tables 1, 2, 3 & 4



Focus on NDC tracking/ Chapter II : D. Mitigation policies and measures, actions and plans, including those with mitigation co-benefits resulting from adaptation actions and economic diversification plans, related to implementing and achieving an NDC

Related CTFs:
Table 5

- Each Party **shall** provide information on **policies, actions and measures that support implementation of its NDC**, focusing on those that have the **most significant impact on GHG emissions or removals** and those impacting key categories in the NIR.
- To the extent possible, Parties **shall** organize reporting of actions **by sector** (energy, transport, IPPU, agriculture, LULUCF, waste, other), in a tabular format, including relevant information on mitigation co-benefits, as applicable:

Name	Description	Objectives	Type of instrument (regulatory, economic, other)	Status (planned, adopted, implemented)	Sectors affected	Gasses affected	Start year of implementation	Implementing entity
------	-------------	------------	--	--	------------------	-----------------	------------------------------	---------------------

- Each Party **may** also provide information on related **costs, non-GHG mitigation benefits** and how these actions interact with each other, as appropriate
- Each Party **shall** provide information on **estimates of expected and achieved GHG emission reductions [FX: encouraged]; and methodologies and assumptions used**, to the extent possible
- Each Party **should**: **identify PAMs no longer in-place and explain why**; provide information on how its PAMs are modifying longer-term trends in GHG emissions and removals

Focus on NDC tracking/ Chapter II : F. Projections of greenhouse gas emissions and removals, as applicable

Related CTFs:
Tables 7,8,9,10 &11

- Each Party **shall** report **projections for emissions and removals [FX: encouraged]**.
- Projections will be indicative on future trends and will not be used to assess progress towards NDC, unless a Party identified the reported projection as its baseline.

“with measures”
(shall)

“with additional
measures”
(may)

“without measures”
(may)

- Projections **shall** begin from most recent year in the Party’s inventory report and extend at least 15 years beyond the next year ending in zero or five [FX: extend their projections at least to the end point of their NDC].
- Each Party **should** provide information on the **methodology used to develop projections**: Models, approaches, key assumptions, parameters, or Changes in methodology since the latest BTR.
- Each Party **shall** include projections on a **sectoral basis and by gas**, as well as **for the national total**
- Projections **shall** be presented relative to actual inventory data (for preceding years) and be **provided with and without LULUCF**.
- Each Party **shall** report projections for **key indicators to determine progress towards its NDC**.

[FX: can report using less detailed methodology or coverage]

Focus on NDC tracking/ Chapter II : G. Other Information

Each Party may provide any other information relevant to tracking progress made in implementing and achieving its NDC under Article 4 of the Paris Agreement



Information necessary to track progress made in implementing and achieving nationally determined contributions under Article 4 of the Paris Agreement

Decision 18/CMA.1

Modalities, procedures and guidelines for the transparency framework for action and support referred to in Article 13 of the Paris Agreement

Para 59 -102

Requested SBSTA to develop CRT and CTF tables

Common tabular formats for the electronic reporting of the information necessary to track progress made in implementing and achieving nationally determined contributions under Article 4 of the Paris Agreement

Decision 5/CMA.3

Guidance for operationalizing the modalities, procedures and guidelines for the enhanced transparency framework referred to in Article 13 of the Paris Agreement

Adopted:

- CRTs for GHG inventories
- CTFs for NDC progress and achievements
- CTFs for support provided, needed and received

Annex II*

Common tabular formats for the electronic reporting of the information necessary to track progress made in implementing and achieving nationally determined contributions under Article 4 of the Paris Agreement

1. Structured summary: Description of selected indicators

<i>Indicator(s) selected to track progress^a</i>	<i>Description</i>
{Indicator}	Information for the reference point(s), level(s), baseline(s), base year(s) or starting point(s), as appropriate ^b Updates in accordance with any recalculation of the GHG inventory, as appropriate ^b Relation to NDC ^c

Notes: (1) Pursuant to para. 79 of the MPGs, each Party shall report the information referred to in paras. 65–78 of the MPGs in a narrative and common tabular format, as applicable. (2) A Party may amend the reporting format (e.g. Excel file) to remove specific rows in this table if the information to be provided in those rows is not applicable to the Party's NDC under Article 4 of the Paris Agreement, in accordance with the MPGs. (3) The Party could add rows for each additional selected indicator and related information.

^a Each Party shall identify the indicator(s) that it has selected to track progress of its NDC (para. 65 of the MPGs).

^b Each Party shall provide the information for each selected indicator for the reference point(s), level(s), baseline(s), base year(s) or starting point(s), and shall update the information in accordance with any recalculation of the GHG inventory, as appropriate (para. 67 of the MPGs).

^c Each Party shall describe for each indicator identified how it is related to its NDC (para. 76(a) of the MPGs).

Custom footnotes:

Documentation box:

Common Tabular Formats

What are CTFs?

- Set of standardized tables that provide a structured way to report information
- Designed to ensure comparability and transparency while also allowing for flexibility

Why use CTFs

- To track progress made in implementing and achieving NDCs
- Easier to compare and analyze data across countries and sectors



CTF tables for the electronic reporting of the information necessary to track progress made in implementing and achieving NDCs

NDC definition and methods

- **Appendix:** Description of a Party's NDC
- **Table 1:** Description of selected indicators
- **Table 2:** Definitions needed to understand the NDC
- **Table 3:** Methodologies and accounting approaches

Current mitigation status and tracking progress

- **Table 4:** Tracking progress
- **Table 5:** Mitigation policies, measures, actions and plans (Achieved)
- **Table 6:** Inventory summary

Projections and expected emissions reduction

- **Table 5:** Mitigation policies, measures, actions and plans (expected)
- **Table 7:** Projections “with measures” scenario
- **Table 8:** Projections “with additional measures” scenario
- **Table 9:** Projections “without measure” scenario
- **Table 10:** Projections of key indicators
- **Table 11:** Key underlying assumptions and parameters of projections

Response measures

- **Table 12.** Information necessary to track progress on the implementation and achievement of the domestic policies and measures implemented to address the social and economic consequences of response measures

Executed by:



Funded by:



Implemented by:



copenhagen
climate centre

Common Tabular Formats - Tables

MPG Section III	Related Tables from the Common tabular formats (CTF)	Reporting requirement Paragraph of the MPGs	Flexibility, for Parties that need flexibility in the light of their capacities (self-determined)
B. Description of a Party's NDC	Appendix: Description of a Party's NDC	64	
C: . Information necessary to track progress made in implementing and achieving its nationally determined contribution under Article 4 of the Paris Agreement	Table 1: Structured summary: Description of selected indicators	65	
	Table 2. Structured summary: Definitions needed to understand NDC	73	
	Table 3. Structured summary: Methodologies and accounting approaches – consistency with Article 4, paragraphs 13 and 14 of the Paris Agreement and with decision 4/CMA.1	71-77d	
	Table 4. Structured summary: Tracking progress made in implementing and achieving the NDC under Article 4 of the Paris Agreement	77a -77dii	
	Table 12. Information necessary to track progress on the implementation and achievement of the domestic policies and measures implemented to address the social and economic consequences of response measures	78	

Parties can have their latest reporting year as **three years prior to the submission of their national inventory report**

Common Tabular Formats - Tables

MPG Section III:	Related Tables from the Common tabular formats (CTF)	Reporting requirement	Flexibility, for Parties that need flexibility in the light of their capacities (self-determined)
D: Mitigation policies and measures, actions and plans, including those with mitigation co-benefits resulting from adaptation actions and economic diversification plans, related to implementing and achieving a nationally determined contribution under Article 4 of the Paris Agreement	Table 5. Mitigation policies and measures, actions, and plans, including those with mitigation co-benefits resulting from adaptation actions and economic diversification plans, related to implementing and achieving a nationally determined contribution under Article 4 of the Paris Agreement	82-85	Encouraged to report estimates of expected and achieved GHG emission reductions for its actions, policies, and measures
E. Summary of greenhouse gas emissions and removals	Table 6. Summary of greenhouse gas emissions and removals in accordance with the common reporting table 10 emission trends – summary	91	
F. Projections of greenhouse gas emissions and removals, as applicable	Table 7. Information on projections of greenhouse gas emissions and removals under a ‘with measures’ scenario	92-101	encouraged to report projections. Can instead report using a less detailed methodology or coverage.
	Table 8. Information on projections of greenhouse gas emissions and removals under a ‘with additional measures’ scenario		
	Table 9. Information on projections of greenhouse gas emissions and removals under a ‘without measures’ scenario		
	Table 10. Projections of key indicators	97	
Table 11. Key underlying assumptions and parameters used for projections	96 c		

Flexibility Provisions

Flexibility provisions (Annex to decision 18/CMA.1)	Flexibility provisions for those developing country Parties that need it in the light of their capacities
<p>Para. 85 (estimated impacts of PaMs)</p>	<p>Each Party shall provide, estimates of expected and achieved GHG emission reductions for its actions, policies and measures in the tabular format referred to in paragraph 82 above; those developing country Parties that need flexibility are instead encouraged to report this information.</p> <p>Use notation key FX</p>
<p>Para. 92 (projections)</p>	<p>Each Party shall report projections pursuant to paragraphs 93–101 below; those developing country Parties that need flexibility in the light of their capacities are instead encouraged to report these projections.</p> <p>UNFCCC Progress tool: version settings, data entry grids, and reporting tables for projections are all disabled</p>
<p>Para. 95 (projections)</p>	<p>Projections shall begin from the most recent year in the Party’s national inventory report and extend at least 15 years beyond the next year ending in zero or five; those developing country Parties have the flexibility to instead extend their projections at least to the end point of their NDC under Article 4 of the Paris Agreement.</p> <p>Endpoint of projections as early as NDC end year is allowed.</p>
<p>Para. 102 (projections)</p>	<p>Those developing country Parties that need flexibility in the light of their capacities with respect to paragraphs 93–101 can instead report using a less detailed methodology or coverage.</p> <p>Use notation key FX.</p>

Understanding the tables

Progress of what?	What is the Target?	Description of NDC	Appendix
How will I track Progress?	Definitions	Definition necessary to understand the NDC	Table 1
	Indicators	Description of the indicator	Table 2
	Methodologies	Methodologies and accounting approaches	Table 3
How will I achieve the Target?	Policies, Measures, Actions & Plans	Mitigation policies, measures, action and plans	Table 5
	Projections	Projections of GHG emissions and Removals	Table 7,8&9
		Projections of indicators	Table 10
		Assumptions and parameters for projections	Table 11
Am I on Track?/ Did I achieve the target?	GHG Emissions and Removals	Summary of GHG inventory	Table 6
	Make Assessment	Structured summary	Table 4

Thank you for your attention!

Keltoum AIT BELHAJ
CBIT-GSP Regional Coordinator for MENA
UNEP-CCC
Keltoum.aitbelhaj@un.org

Executed by:



Funded by:



Implemented by:



copenhagen
climate centre