

Hands-on Training on Tracking NDC Mitigation Commitments under the Paris Agreement

Filling Common Tabular Formats (CTFs) 4

31 July – 02 August 2024

Keltoum AIT BELHAJ

CBIT-GSP Regional Coordinator for MENA

UNEP-CCC

Keltoum.aitbelhaj@un.org

Executed by:



Funded by:

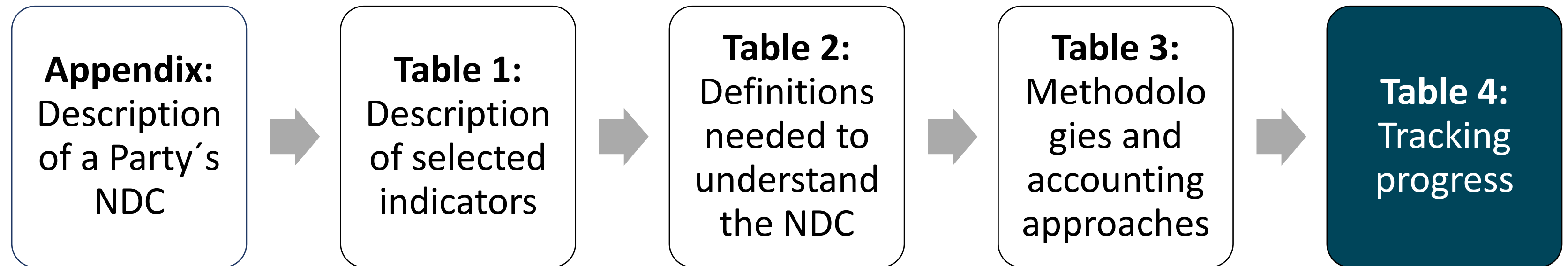
copenhagen climate centre



Implemented by:




CTF Table 4: Tracking Progress in the implementation and achieving the NDC



CTF Table 4 : Tracking Progress in the implementation and achieving the NDC

	Unit	Reference level	Implementation period of the NDC					Target level	Target year	Progress made (comparison of most recent and ref. level)
			Year 1	Year 2			
{Indicators}										
Total GHGs, consistent with NDC coverage									<ul style="list-style-type: none"> ➔ Where the goal is an economy-wide emission reduction target, data from GHG inventory ➔ Where the goal covers a subset of the economy, data will be a subset of the GHG inventory 	
Contribution from LULUCF sector, as applicable									<ul style="list-style-type: none"> ➔ May not be applicable to all NDC goal types if the NDC does not cover the LULUCF sector 	
ITMOs									<ul style="list-style-type: none"> ➔ May not be applicable, if ITMOs will not be considered towards the NDC goal 	
Assessment of the achievement of the NDC: <ul style="list-style-type: none"> ➔ Restatement of the target ➔ Information for reference level ➔ Final information for the indicator at the target year ➔ Comparison ➔ Achievement of NDC (Y/N, explanation) 									<ul style="list-style-type: none"> ➔ To be reported in the first BTR that contains information on the end year of NDC 	

Source: UNFCCC CGE Training Material



CTF Table 4 : Tracking Progress in the implementation and achieving the NDC

	Unit, as applicable	Reference point(s), level(s), baseline(s), base year(s) or starting point(s),	implementation period of the NDC covering information for previous reporting years, as applicable, and the most recent year, including the end year or end of period (paras. 68 and 77(a)(ii-iii) of the MPGs)					Progress made towards the NDC,		
			2021	2022	2030	Target level	Target year	
Indicator(s) selected to track progress of the NDC or portion of NDC under Article 4 of the Paris Agreement (paras. 65 and 77(a) of the MPGs)										
Net GHG emissions and removals	tCO _{2eq}	22,745	22,534	21,078				15,500	2030	The most recent reduction amounts to 1667
Percentage reduction in GHG intensity	%	0%	0.4	6				25%	2030	The most recent reduction amounts to 6%
Where applicable, total GHG emissions and removals consistent with the coverage of the NDC (para. 77(b) of the MPGs										
Contribution from the LULUCF sector for each year of the target period or target year, if not included in the inventory time series of total net GHG emissions and removals, as applicable (para. 77(c) of the MPGs)	N/A	N/A	N/A					N/A	N/A	
[Information to be filled in by Parties participating in cooperative approaches]										
Assessment of the achievement of the NDC – this part of the table is to be provided after the end of the NDC period										



Table 4: Example of a completed common tabular format for tracking progress, reported with the first BTR

	Unit, as applicable	Reference point(s) [...]	2021	2022	...	2030	Target level	Target year or period	Progress made [...]
Indicator(s) selected [...]									
GHG emissions covered by the NDC	Mt CO ₂ e	100 <i>RefEmissions</i>	88	86			80 <i>TargEmissions</i>	2030	14% below the reference level
Where applicable, total GHG emissions and removals consistent with the coverage of the NDC	Mt CO ₂ e	100	88	86					
Contribution from LULUCF [...]									
Each Party that participates in cooperative approaches [...]									
[...]	Relevant for Parties using cooperative approaches. See <i>Table 9</i>								
Assessment of the achievement of the Party's NDC under Article 4 of the Paris Agreement									
Relate the target of the Party's NDC:									
[...]	Relevant after the end of the NDC period. See <i>Table 10</i>								

Source: PATPA- Guidance Accounting for Nationally Determined Contributions




Table 4: Example of a completed common tabular format for tracking progress, including information on cooperative approaches

Source: PATPA- Guidance Accounting for Nationally Determined Contributions

Indicator(s) selected [...]	Unit, as applicable	Reference point(s) [...]	2021	2022	...	2030	Target level	Target year or period	Progress made [...]
GHG emissions covered by the NDC	Mt CO ₂ e	100 <i>RefEmissions</i>	88	86			80 <i>TargEmissions</i>	2021 to 2030	14% below the reference level
Where applicable, total GHG emissions and removals consistent with the coverage of the NDC	Mt CO ₂ e	100	88	86					
Contribution from LULUCF [...]									
Each Party that participates in cooperative approaches [...]									
[...] indicative trajectory, trajectories or budget [...]									
[...] trajectory, trajectories or budget [...]	Mt CO ₂ e		89	88		80			
[...] emissions/ removals (non-GHG metrics)									
[...] emissions/ removals (PaMs NDC)									
[...] non-GHG indicator									
Annual quantity of ITMOs first transferred	Mt CO ₂ e		2	2					
Annual quantity of mitigation outcomes authorized	Mt CO ₂ e		1	1					
Annual quantity of ITMOs used towards achievement of the NDC									
Net annual quantity of ITMOs	Mt CO ₂ e		2	2					
[...] cumulative amount of ITMOs [...]									
Total quantitative corresponding adjustments used [...]	Mt CO ₂ e		2	2					
[...] cumulative information									
[...] annual emissions balance	Mt CO ₂ e		90	88					
[...] annual adjusted indicator									
Any other information									
Assessment of the achievement of the Party's NDC under Article 4 of the Paris Agreement									
Relate the target of the Party's NDC:									
[...]	Relevant after the end of the NDC period. See <i>Table 10</i>								

CTF Table 4 : Tracking Progress in the implementation and achievement of the NDC

	Unit, as applicable	Reference point(s) [...]	2021	2022	...	2030	Target level	Target year or period	Progress made [...]
Indicator(s) selected [...]									
GHG emissions covered by the NDC	Mt CO ₂ e	100 <i>RefEmissions</i>	88	86		79	80 <i>TargEmissions</i>	2030	21% below the reference level
Where applicable, total GHG emissions and removals consistent with the coverage of the NDC	Mt CO ₂ e	100	88	86		79			
Contribution from LULUCF [...]									
Each Party that participates in cooperative approaches [...]									
[...]	Relevant for Parties using cooperative approaches.								
Assessment of the achievement of the Party's NDC under Article 4 of the Paris Agreement									
Relate the target of the Party's NDC:									
Information for reference point(s) [...]	Mt CO ₂ e	100							
Final information for the indicator [...]	Mt CO ₂ e		88	86	...	79			
Comparison	The level in the target year is 79 Mt CO ₂ e. It is 21% below the reference level and it is below the target level.								
Achievement of NDC	Yes. The target has been achieved because the level in the target year is below the target level.								

Thank you for your attention!

Keltoum AIT BELHAJ
CBIT-GSP Regional Coordinator for MENA
UNEP-CCC
Keltoum.aitbelhaj@un.org

Executed by:



Funded by:

 copenhagen climate centre



Implemented by:

