



United Nations
Climate Change

Webinar

Introduction to ETF GHG Inventory Reporting Tool

Nashib Kafle

Transparency Division

UNFCCC Secretariat

10/11 July 2024



Agenda

- Overview of the mandate for ETF reporting tools
- Reporting requirements under the Paris Agreement
- Common Reporting Tables (CRT)
- GHG Inventory Workflow
- Live demo of the ETF GHG Inventory Reporting Tool
- Useful resources
- Participant's interaction and question/answers



Overview of mandate to develop the ETF reporting tools

Requested SBSTA to develop, pursuant to the MPGs:

- **common reporting tables (CRT)** for the electronic reporting of info on **GHG emissions**
- **common tabular formats (CTFs)** for the electronic reporting of info on **tracking progress in achieving NDCs** and of info on **financial, technology development/transfer and capacity-building (FTC) support**

Decision 18/CMA.1

Adopted:

- **CRT** for the electronic reporting of the info in the national inventory reports of **GHG emissions**
- **CTF** for the electronic reporting of the info on **tracking progress in achieving NDCs**
- **CTF** for the electronic reporting of the info on **FTC support**

Decision 5/CMA.3

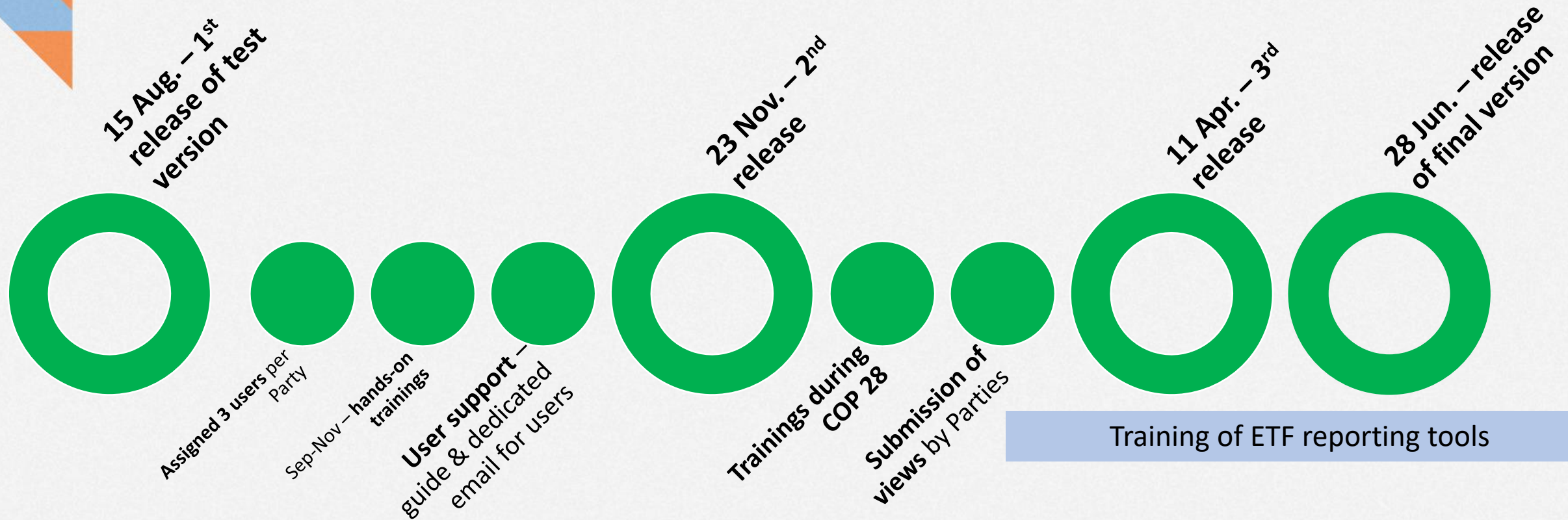
Requested the secretariat to:

- Develop the **reporting tools**, taking into account the **flexibility** provisions
- Make available a **test version by June 2023** and a **final version of the tools by June 2024** (*timely availability of sufficient financial resources*)
- **Inform Parties** on the progress at SBSTA sessions
- Organize **regular technical training workshops**
- **Prepare a report** on how the inputs of Parties on the test version have been considered
- Facilitate **interoperability** with the **IPCC inventory software** and invite IPCC to engage in the work incl. by completing a **mapping exercise** between 2006 IPCC GLs and CRT
- Establish an **interactive web portal by Dec. 2025** to facilitate the availability of FTC support info

Decision 5/CMA.3



Deliverables and timelines



Reporting requirement for GHG Inventories under Paris Agreement

Article 13 of the Paris Agreement

National inventory report (NIR) of GHG emissions

7. **Each Party shall** regularly provide the following information:

(a) A **national inventory report** of anthropogenic emissions by sources and removals by sinks of greenhouse gases, prepared using good practice methodologies accepted by the Intergovernmental Panel on Climate Change and agreed upon by the Conference of the Parties serving as the meeting of the Parties to this Agreement;

Decision 18/CMA.1, Annex, Chapter II

National inventory document (NID) and Common reporting tables (CRT)

38. Pursuant to Article 13, paragraph 7(a), of the Paris Agreement, **each Party shall** provide a **national inventory report** of anthropogenic emissions by sources and removals by sinks of GHGs. The national inventory report consists of a **national inventory document** and the **common reporting tables**. Each Party shall report the information referred to in paragraphs 39–46 below, recognizing the associated flexibilities provided for those developing country Parties that need them in the light of their capacities.

Decision 5/CMA.3

1. **Adopts:**

(a) The **common reporting tables** referred to in chapter II of the annex to decision 18/CMA.1 for the electronic reporting of the information in the national inventory reports of anthropogenic emissions by sources and removals by sinks of greenhouse gases, as contained in annex I;



Common Reporting Tables (CRT)

- Prepared for the electronic reporting of information in the NIR of anthropogenic emissions by sources and removals sinks of GHGs
- Set of MS Excel workbook (containing 60 worksheets) for each reported year
- There are three types of tables for each year
 - Sectoral Background Tables (white/orange cells) – **Need to fill data at this layer**
 - Sectoral Report Tables (green cells) – **Automatically generated**
 - Summary Tables/Cross-sectoral Tables (blue cells) – **Automatically generated**

TABLE 1.4(a) SECTORAL BACKGROUND DATA FOR ENERGY
Fuel combustion activities - sectoral approach
(Sheet 2 of 4)

TABLE 1.4(a) SECTORAL BACKGROUND DATA FOR ENERGY
Fuel combustion activities - sectoral approach
(Sheet 2 of 4)

TABLE 1.4(a) SECTORAL BACKGROUND DATA FOR ENERGY
Fuel combustion activities - sectoral approach
(Sheet 2 of 4)

TABLE 1.4(a) SECTORAL BACKGROUND DATA FOR ENERGY
Fuel combustion activities - sectoral approach
(Sheet 2 of 4)

TABLE 1.4(a) SECTORAL BACKGROUND DATA FOR ENERGY
Fuel combustion activities - sectoral approach
(Sheet 2 of 4)

TABLE 1.4(a) SECTORAL BACKGROUND DATA FOR ENERGY
Fuel combustion activities - sectoral approach
(Sheet 2 of 4)

Sectoral Background Tables

TABLE 1 SECTORAL REPORT FOR ENERGY
(Sheet 1 of 1)

TABLE 1 SECTORAL REPORT FOR ENERGY
(Sheet 1 of 1)

TABLE 1 SECTORAL REPORT FOR ENERGY
(Sheet 1 of 1)

TABLE 1 SECTORAL REPORT FOR ENERGY
(Sheet 1 of 1)

TABLE 1 SECTORAL REPORT FOR ENERGY
(Sheet 1 of 1)

TABLE 1 SECTORAL REPORT FOR ENERGY
(Sheet 1 of 1)

Sectoral Report Tables

SUMMARY 2 SUMMARY REPORT FOR CO₂ EQUIVALENT EMISSIONS
(Sheet 1 of 1)

SUMMARY 2 SUMMARY REPORT FOR CO₂ EQUIVALENT EMISSIONS
(Sheet 1 of 1)

SUMMARY 2 SUMMARY REPORT FOR CO₂ EQUIVALENT EMISSIONS
(Sheet 1 of 1)

SUMMARY 2 SUMMARY REPORT FOR CO₂ EQUIVALENT EMISSIONS
(Sheet 1 of 1)

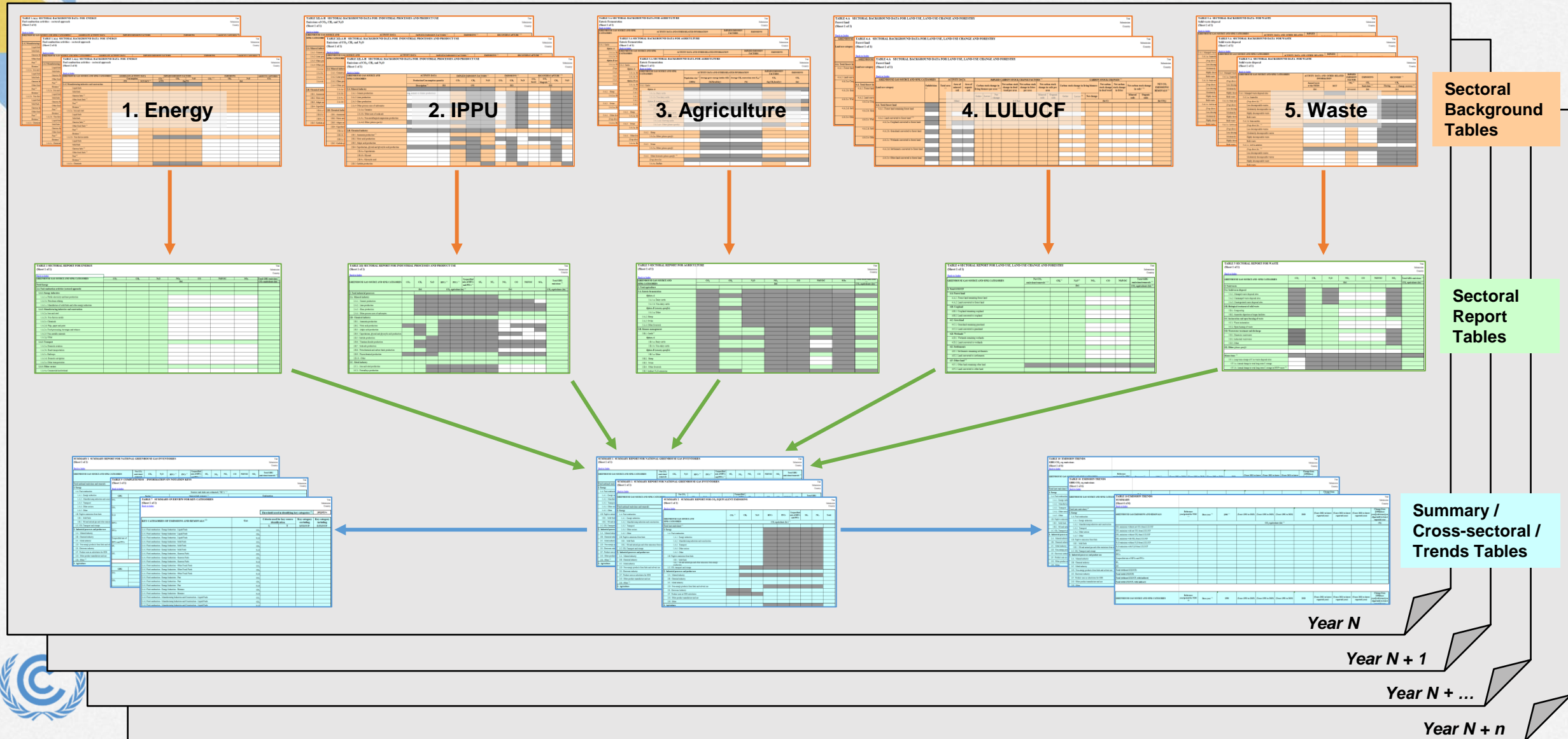
SUMMARY 2 SUMMARY REPORT FOR CO₂ EQUIVALENT EMISSIONS
(Sheet 1 of 1)

SUMMARY 2 SUMMARY REPORT FOR CO₂ EQUIVALENT EMISSIONS
(Sheet 1 of 1)

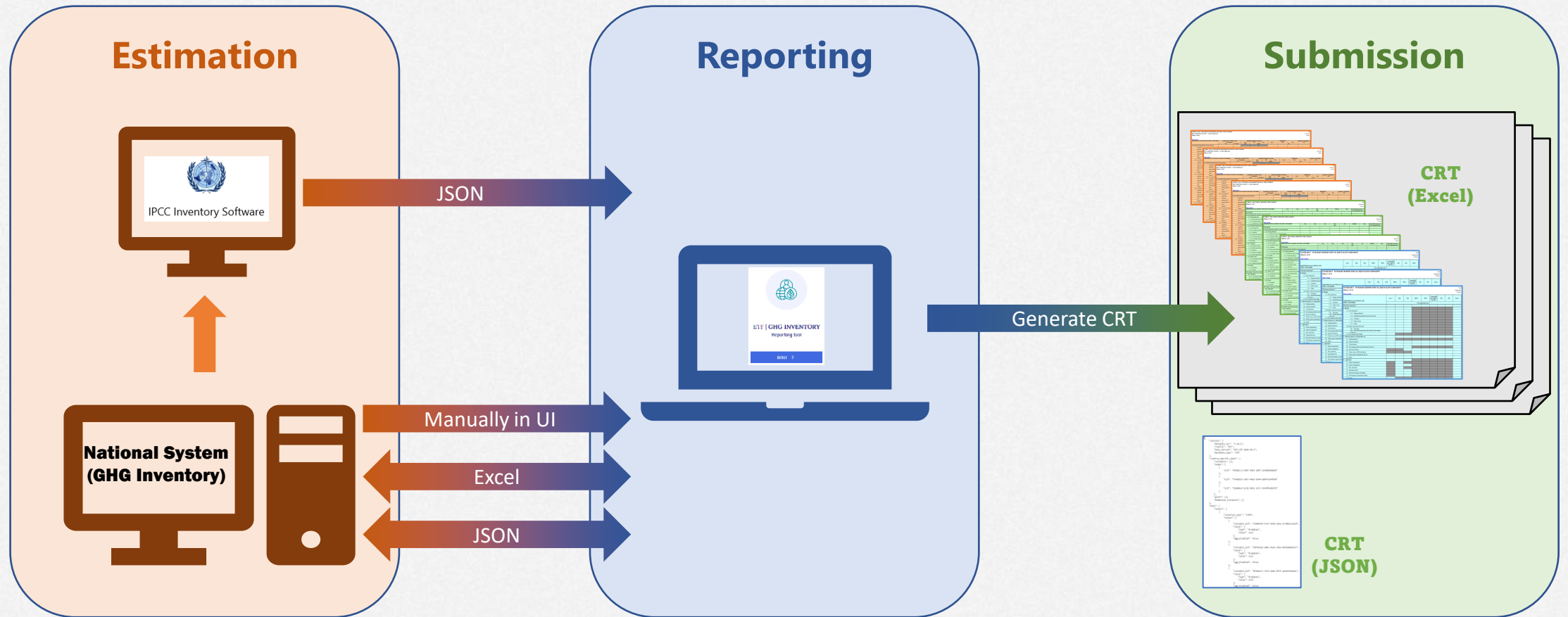
Summary / Cross-sectoral / Trends Tables



Common Reporting Tables worksheets



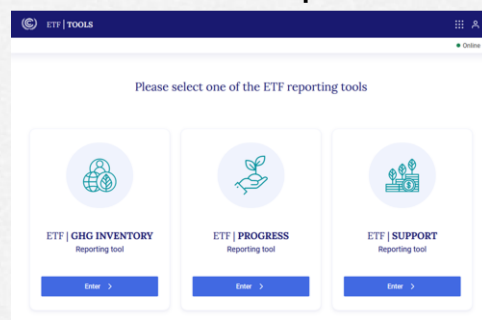
GHG inventory workflow



Session background and objectives

Training session (23–25 July!)

- **ETF GHG Inventory Reporting Tool** for common reporting tables (CRT) for the electronic reporting of the information in the national inventory reports of anthropogenic emissions by sources and removals by sinks of greenhouse gases
- Hands-on training session to provide a practical experience of the use of tool and its features developed so far



Background

At the end of the training session, the participants will be able to:

- ✓ Access to the ETF Reporting Tools
- ✓ Get familiar with the user interface
- ✓ Create a new inventory version
- ✓ Specify/Edit version settings
- ✓ View and access all inventory versions
- ✓ Customize the categories to report
- ✓ Add and modify data in the application
- ✓ Export/import of data entry grids in Excel
- ✓ Working with Comments and NK explanation
- ✓ Generate/download common reporting tables
- ✓ Work with JSON and interoperability with IPCC Software

Objective



Useful resources

Recommended reading materials prior to the training workshop

a. Familiarizing with the enhanced transparency framework :

- ✓ [ETF Reference Manual](#) (Available in English, French and Spanish)
- ✓ [FAQ's on the operationalization of the ETF](#)
- ✓ [ETF Handbook](#) (Available in all UN languages)

b. Familiarizing with MPGs and CRT

- ✓ [Modalities, procedures and guidelines \(MPG\) for the transparency framework](#)
- ✓ [Common Reporting Tables \(CRT\) on NIRs](#)
- ✓ [Mapping 2006 IPCC Guidelines and CRT](#)

c. IPCC resources

- ✓ [2006 IPCC Guidelines for National Greenhouse Gas Inventories](#)
- ✓ [IPCC Inventory Software \(v2.92\)](#)





United Nations
Climate Change

Thank you for attending!

Let's keep this conversation going.

Join the **Transparency LinkedIn Group** to stay informed with our latest updates, upcoming events and more at:

<https://www.linkedin.com/groups/13910606/>

Let's work **#Together4Transparency**

Find out more at:

<https://unfccc.int/Transparency>

Contact us at:

Tools.Support@unfccc.int

