

Introduction to the BTR outline

Common reporting tables & formats and flexibilities

1- 4 July 2024

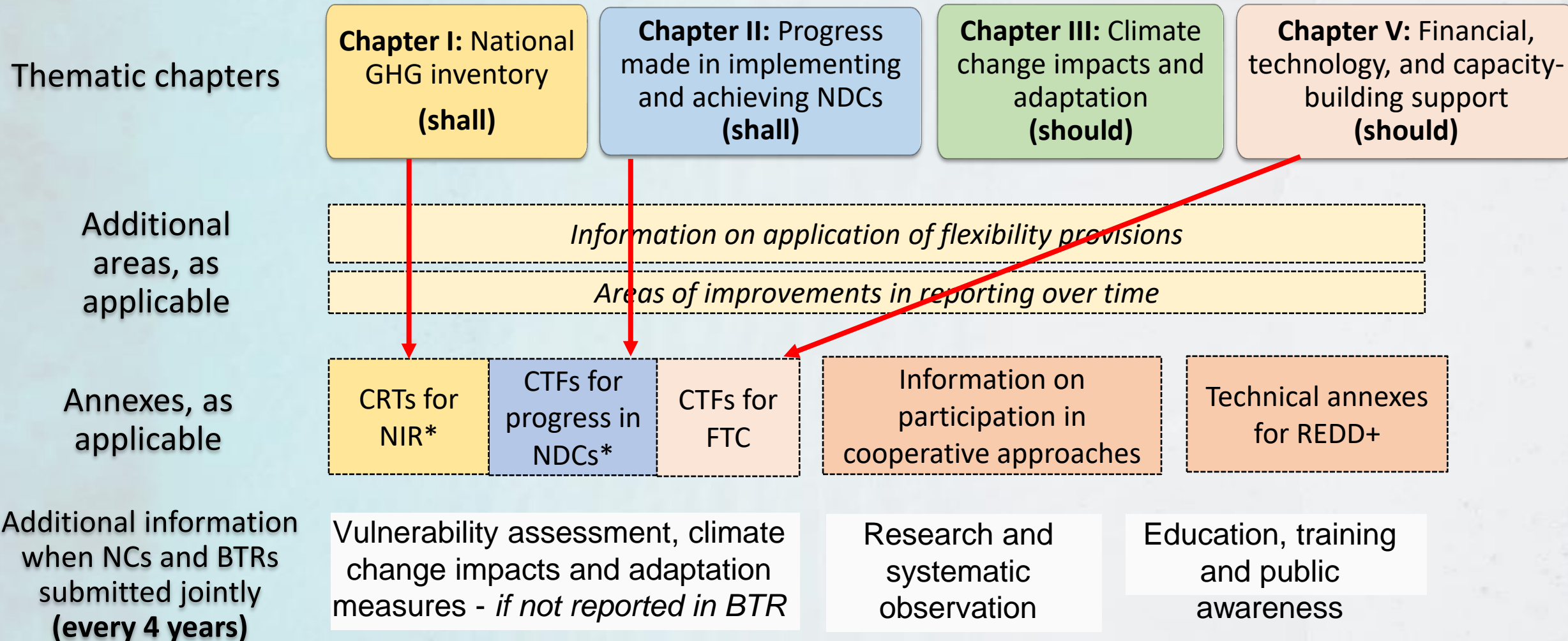
Mauritius



United Nations
Climate Change Secretariat

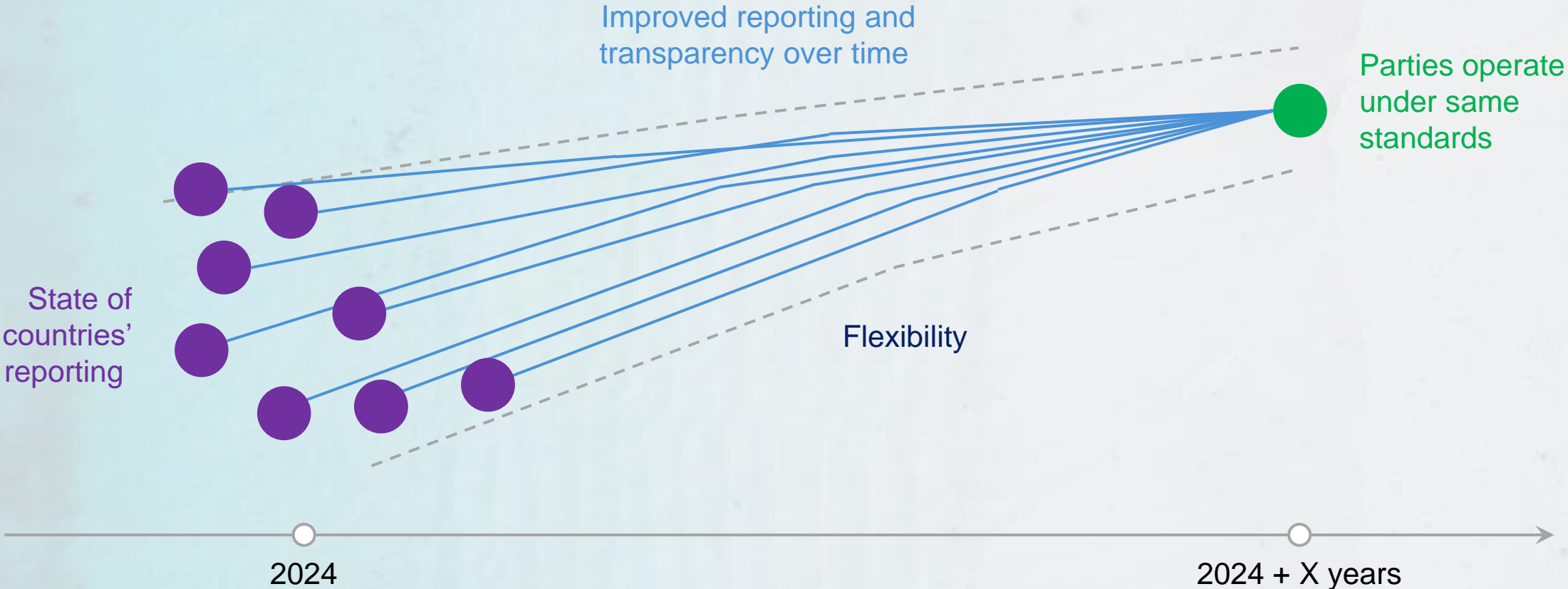
#Together4Transparency

Outline of the BTR



For the BTR outline, see [decision 5/CMA.3, Annex IV](#).

Different starting points, flexibility and continuous improvement over time - universal participation



Flexibility provisions: available to developing country Parties that need it, in the light of their capacities.

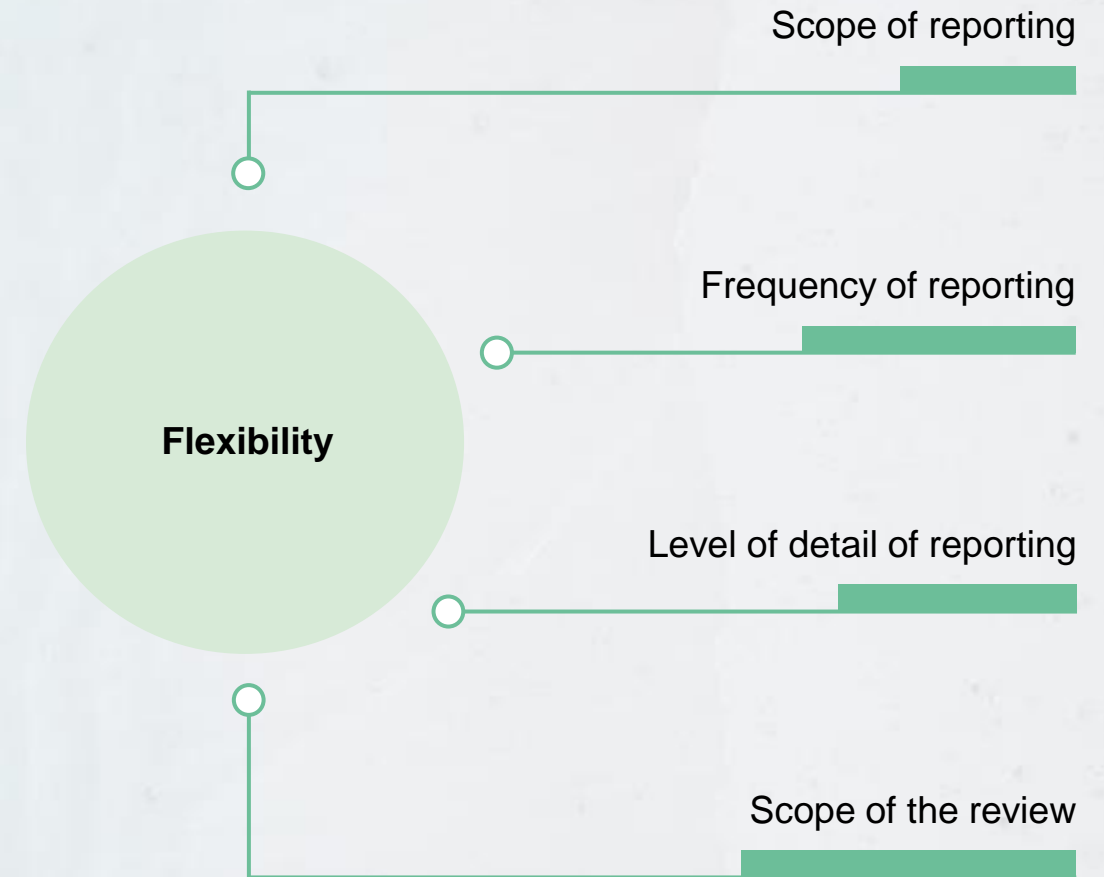
Specified for individual provisions

Self-determined

Capacity constraints and time frames for improvements

TER team shall take into account the flexibility

TER teams shall not review the determination to apply such flexibility



BTR reporting provisions by thematic area



• National greenhouse gas inventory Mostly shall provisions (Mandatory) + Flex

• Progress made in implementing and achieving NDCs Mostly shall provisions (Mandatory)

• Mitigation policies and measures (PAMs) & Projections Mix between shall & should provisions + Flex

• Climate change impacts and adaptation (as appropriate) All should provisions (Non - Mandatory)

• Financial, technology transfer and capacity-building support needed and received All should provisions (Non - Mandatory)

Built-in Flexibilities:

- Para. 25 Key category analysis threshold
- Para. 29 Uncertainty assessment
- Para. 32 Insignificance threshold
- Para. 34 Inventory QA/QC plan
- Para 35. General inventory QC procedures
- Para 48. Gases to be reported
- Para 57. Time series
- Para 58. Last reporting year

Built-in Flexibilities:

- Para. 85 GHG reduction estimates
- Para. 92 Projections

Flexibility ↔ *Areas of improvement*

**Article 13 of the Paris Agreement;
decisions 18/CMA.1, 5/CMA.3**

What are the Common Tabular Formats (CTFs)?

Set of standardized tables that provide a structured way to report information on tracking progress made in implementing and achieving NDCs and FTC support received and needed.

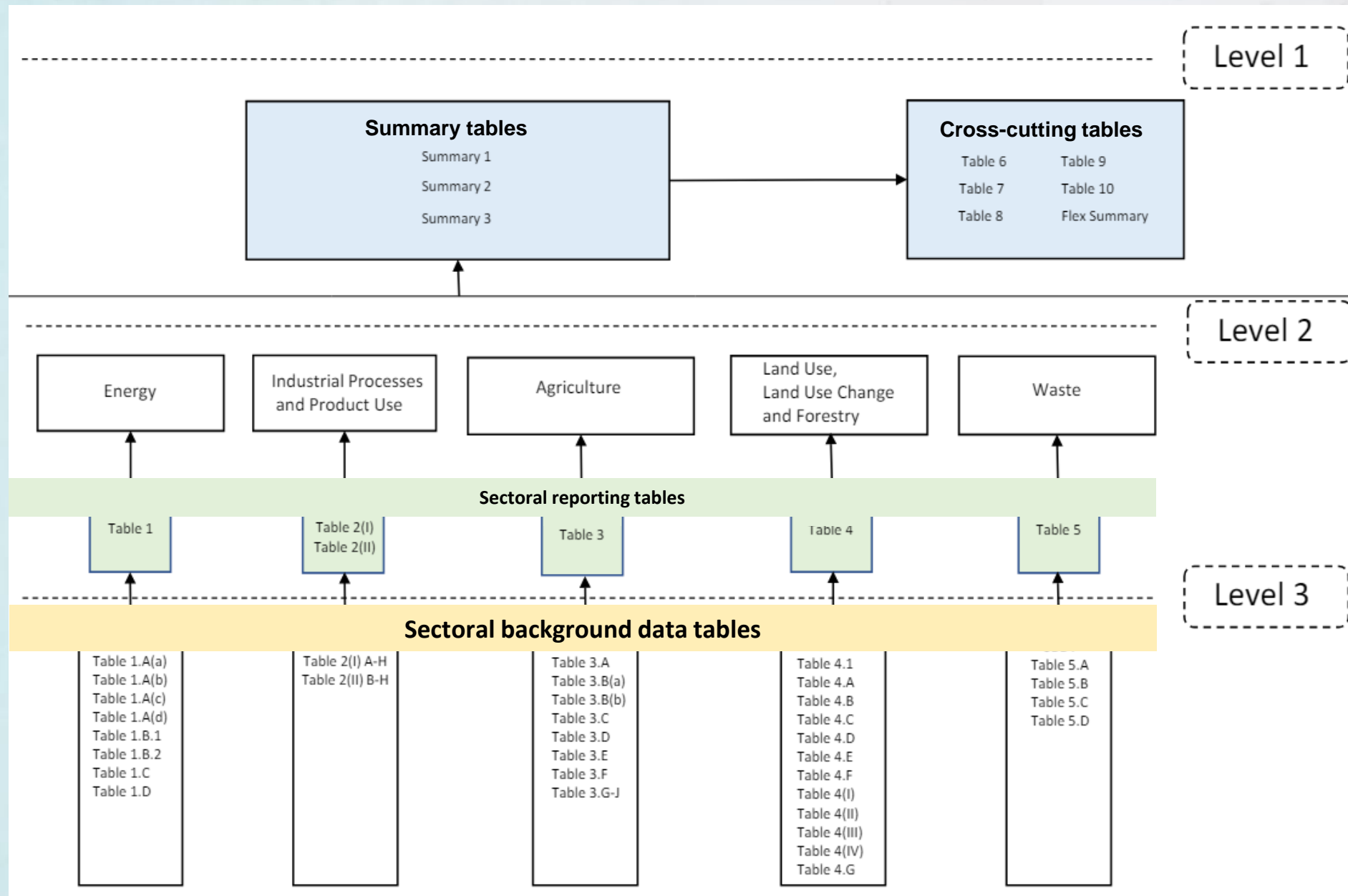
Designed to ensure comparability and transparency while also allowing for flexibility in recognition of different national

What are the Common Reporting Tables (CRTs)?

Set of standardized tables to report information on GHG emissions and removals that all Parties must submit under the reporting requirements of the MPGs. The CRTs reflect the requirements of the 2006 IPCC Guidelines, as implemented by the MPGs

The key characteristic of the CRTs is its commonality. The CRTs ensure the use of consistent categories and definitions by all Parties.

CTRs for the electronic reporting of the information in the national inventory reports of anthropogenic emissions by sources and removals by sinks of greenhouse gases



CTF tables for the electronic reporting of the information necessary to track progress made in implementing and achieving NDCs

NDC definition and methods

- **Appendix:** Description of a Party's NDC
- **Table 1:** Description of selected indicators
- **Table 2:** Definitions needed to understand the NDC
- **Table 3:** Methodologies and accounting approaches

Current mitigation status and tracking progress

- **Table 4:** Tracking progress
- **Table 5:** Mitigation policies, measures, actions and plans (Achieved)
- **Table 6:** Inventory summary

Projections and expected emissions reduction

- **Table 5:** Mitigation policies, measures, actions and plans (expected)
- **Table 7:** Projections “with measures” scenario
- **Table 8:** Projections “with additional measures” scenario
- **Table 9:** Projections “without measure” scenario
- **Table 10:** Projections of key indicators
- **Table 11:** Key underlying assumptions and parameters of projections

Response measures

- **Table 12.** Information necessary to track progress on the implementation and achievement of the domestic policies and measures implemented to address the social and economic consequences of response measures

CTFs for the electronic reporting of the information on financial, technology development and transfer and capacity-building support provided and mobilized, as well as support needed and received, under Articles 9–11 of the Paris Agreement

Information on support needed

- **Table III.6:** Information on **financial** support needed by developing country Parties;
- Table III.8: Information on **technology development and transfer** support needed by developing country Parties;
- Table III.10: Information on **capacity-building** support needed by developing country Parties;
- Table III.12: Information on support needed by developing country Parties **for the implementation of Article 13 of the Paris Agreement and transparency-related activities including for transparency-related capacity-building.**

Information on support received

- **Table III.7:** Information on **financial** support received by developing country Parties;
- Table III.9: Information on **technology development and transfer** support received by developing country Parties;
- Table III.11: Information on **capacity-building** support received by developing country Parties;
- Table III.13: Information on support received by developing country Parties **for the implementation of Article 13 of the Paris Agreement and transparency-related activities including for transparency-related capacity-building.**

- ✓ All necessary operational details are in place: **Start without aiming a perfect BTR**
- ✓ **Using existing MRV arrangements** as a foundation in transitioning to the ETF (and preparation of BTRs)
- ✓ **Focus on enhancing the institutional arrangements**
- ✓ **Benefits of ETF and BTRs at the national level** – promote them with a view to facilitate political buy-in and high-level support
- ✓ Use the opportunity to identify and communicate your **support needs** to meet your priorities, address challenges and gaps
- ✓ **Involve various stakeholders** (sector entities, national statistical offices, agencies, other) – benefit from bringing together all stakeholders

Thank you

Let's work
#Together4Transparency!



United Nations
Climate Change Secretariat

#Together4Transparency

