



Partnership on Transparency
in the Paris Agreement

Training Workshop: Preparation and Reporting of Results of National GHG Inventories under the ETF of the Paris Agreement

Kigali, Rwanda 25-27 June 2024

Presentation: Summary of National GHG inventory topics covered in the workshop and webinar

Fernando Farias
Senior Advisor
UNEP-CopenhagenClimate Centre



copenhagen
climate centre




Supported by:



Federal Foreign Office



on the basis of a decision
by the German Bundestag



Summary

Regulatory side:

- Considerations for reporting inventories according to the **MPGs**
- **MPGs Cross sectoral** issues +sharing country experiences+exercises (notation keys, splicing techniques x data gaps, improving data presentation)
- **Flexibility** +exercises (menti)
- **Institutional arrangements** + sharing country experiences

FCCC/PA/CMA/2018/3/Add.2

Decision 18/CMA.1

Modalities, procedures and guidelines for the transparency framework for action and support referred to in Article 13 of the Paris Agreement

The Conference of the Parties serving as the meeting of the Parties to the Paris Agreement,

Recalling the Paris Agreement, adopted under the Convention, in particular Article 2, paragraph 2, and Article 13, including paragraphs 1, 14 and 15,

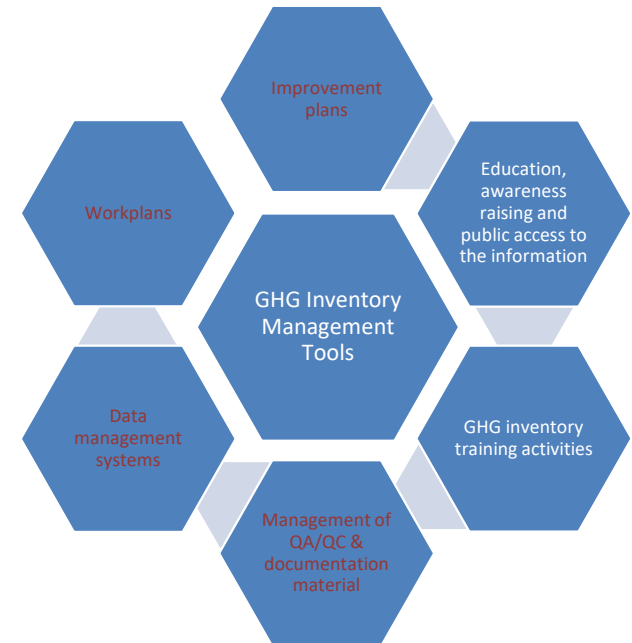
Also recalling decision 1/CP.21,

Recognizing that the Capacity-building Initiative for Transparency, established pursuant to decision 1/CP.21, paragraph 84, will continue to support developing country Parties, upon request, to build their institutional and technical capacity, both pre- and post-

Summary

GHG inventory management tools:

- **Workplan** +exercise (inventory planning)
- **QA/QC** +exercise (prioritization of QC checks)
- **Inventory improvement plans** +exercise (improving real IIP)
- **Documentation and Archiving**
- **Data management systems**
- **Sharing your country experiences in training activities and emission factors**


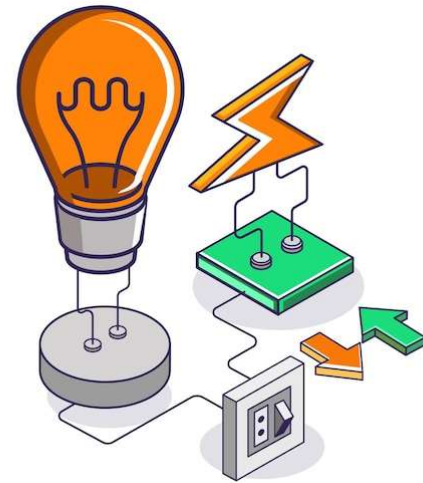


Summary

Sectorial deep dive (2,5 hours):

Energy sector: Presentation (Australia CRT tables)

LULUCF sector: Presentation +exercise



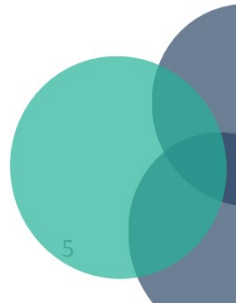
Summary

Computing tools:

- Common Reporting Tables (CRT)
- IPCC software for emissions estimation and interoperability
- UNFCCC reporting software

News:

- Sharing of innovative practices at country level
- Template for NID (forthcoming)





CBIT-GSP
CLIMATE TRANSPARENCY



Partnership on Transparency
in the Paris Agreement

Thank you for your attention!

Fernando Farias
Senior Advisor
UNEP-CopenhagenClimate Centre



UN
environment
programme

copenhagen
climate centre

UN
environment
programme

Supported by:



on the basis of a decision
by the German Bundestag

Federal Foreign Office

IKI

INTERNATIONAL
CLIMATE
INITIATIVE

