



CBIT-GSP
CLIMATE TRANSPARENCY



copenhagen
climate centre

Overview of the modalities, procedures and guidelines for the enhanced transparency framework and its linkage to the MLP

**Kick-off meeting of the Mutual Learning Programme (MLP) for Enhanced Transparency (MLP):
Reporting of mitigation actions in the Energy Sector under Art.13 (Armenia-Kazakhstan)**

May 10th 2024

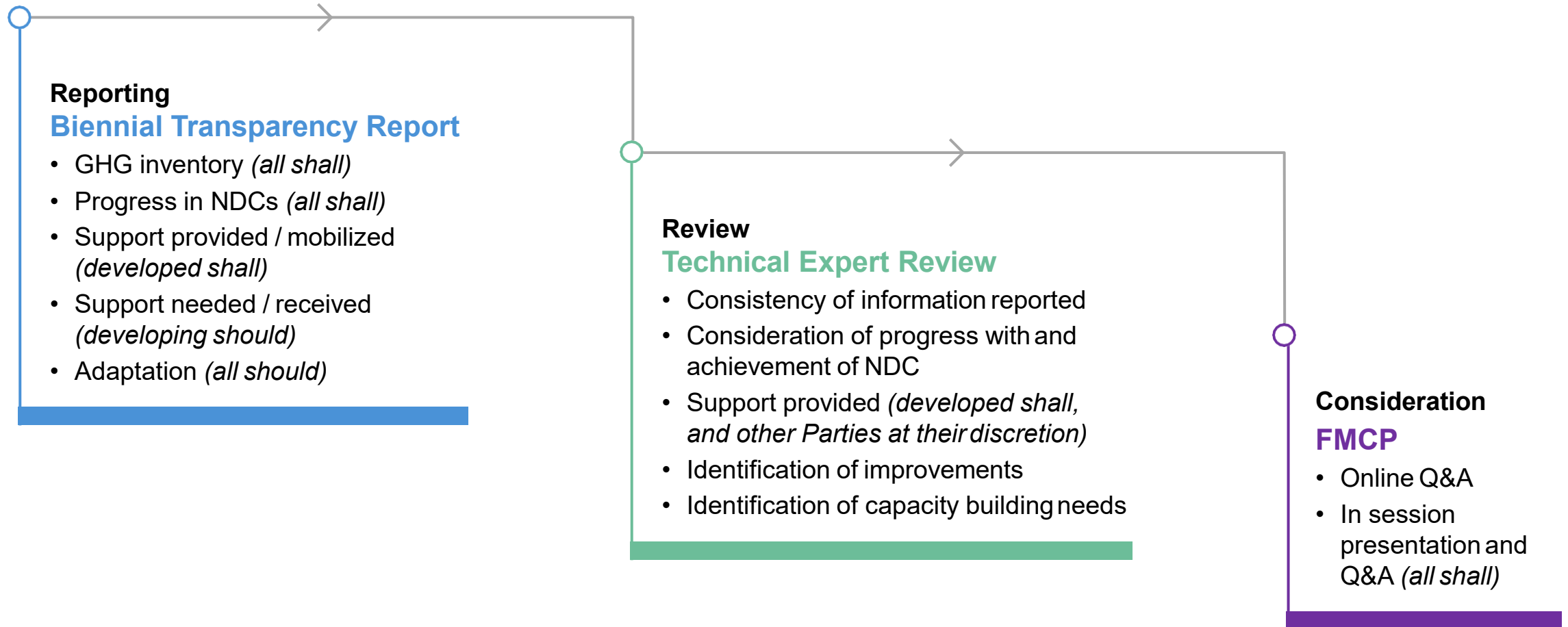
Aiyngul Kerimray

Scientist-Energy

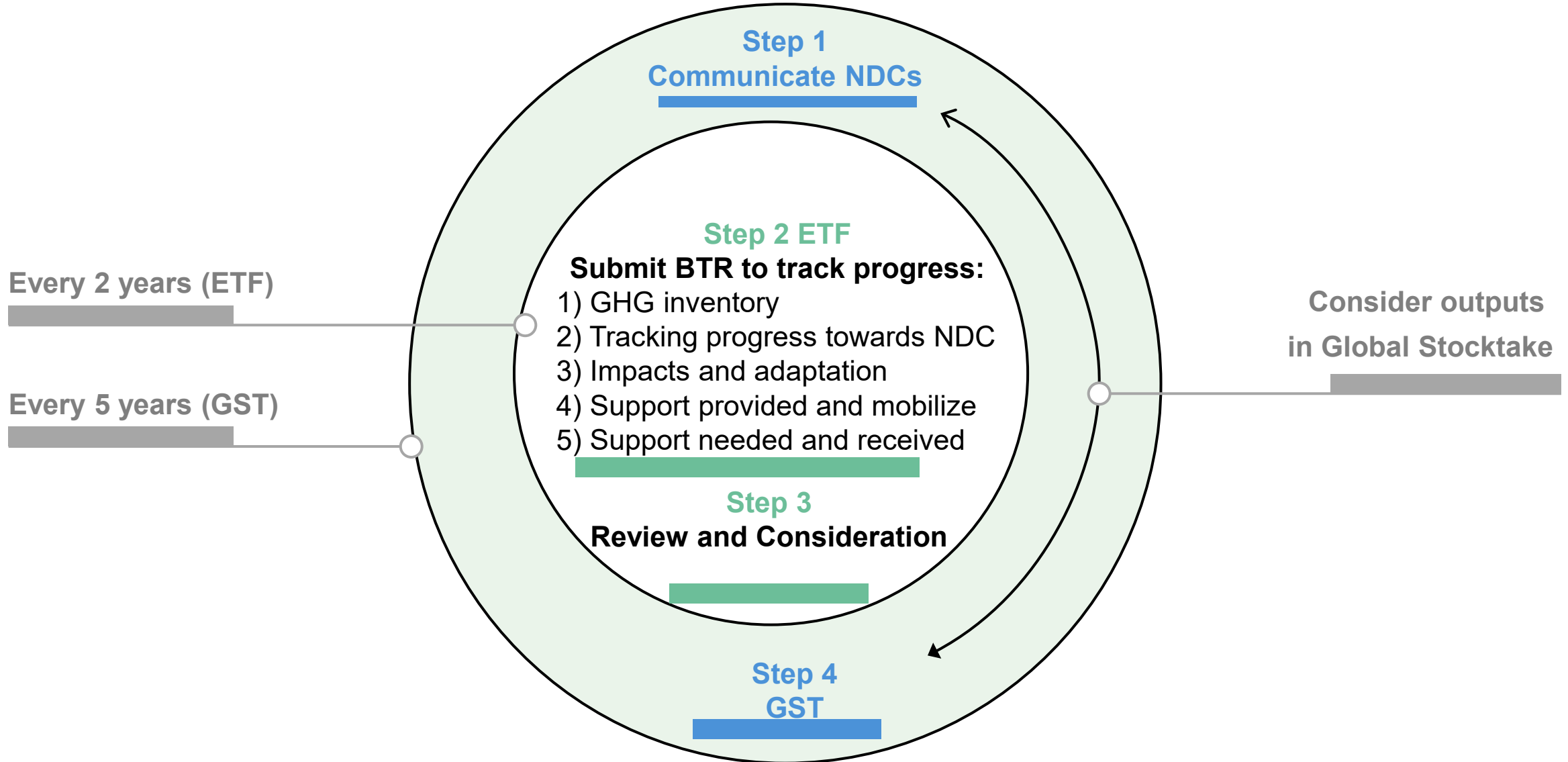
UNEP-Copenhagen Climate
Centre



Architecture of the ETF



Paris Agreement – Linking NDCs, ETF and GST



Modalities, procedures and guidelines for the transparency framework for action and support referred to in Article 13 of the Paris Agreement

Decision 18/CMA.1

I. Introduction

II. National inventory report of anthropogenic emissions by sources and removals by sinks of greenhouse gases

III. Information necessary to track progress made in implementing and achieving nationally determined contributions under Article 4 of the Paris Agreement

IV. Information related to climate change impacts and adaptation under Article 7 of the Paris Agreement

V. Information on financial, technology development and transfer and capacity-building support provided and mobilized under Articles 9–11 of the Paris Agreement

VI. Information on financial, technology development and transfer and capacity-building support needed and received under Articles 9–11 of the Paris Agreement

Modalities, procedures and guidelines for the transparency framework for action and support referred to in Article 13 of the Paris Agreement

III. Information necessary to **track progress** made in implementing and achieving nationally determined contributions under Article 4 of the Paris Agreement

Overview of MPGs Chapter III

III. Information to track progress implementing and achieving NDCs under Article 4 of the Paris Agreement

A. National circumstances and institutional arrangements

B. Description of a Party's NDC under Article 4 of the Paris Agreement

C. Information necessary to track progress

D. Mitigation Policies, Actions, and Plans

E. Summary of GHG Emissions and Removals

F. Projections of GHG Emissions and Removals

G. Other Information

Overview of MPGs Chapter III

III. Information to track progress implementing and achieving NDCs under Article 4 of the Paris Agreement

B. Description of a Party's NDC under Article 4 of the Paris Agreement

Reporting information on tracking progress of NDCs

B. Description of a Party's NDC, including updates

Each Party **shall** provide a **description of its NDC**, against which progress will be tracked:

Description
Target(s) and description, including target type(s)*, as applicable
Target year(s) or period(s), and whether they are single-year or multi-year target(s), as applicable
Reference point(s), level(s), baseline(s), base year(s) or starting point(s), and their respective value(s), as applicable
Time frame(s) and/or periods for implementation, as applicable
Scope and coverage, including, as relevant, sectors, categories, activities, sources and sinks, pools and gases, as applicable
Intention to use cooperative approaches that involve the use of ITMOs under Article 6 towards NDCs under Article 4 of the Paris Agreement, as applicable
Any updates or clarifications of previously reported information, as applicable

- *This table is to be used by Parties on a voluntary basis, however information items are shall*
- Parties with both unconditional and conditional targets in their NDC may add a row to the table to describe conditional targets
- This information overlaps with NDC/ICTU, ensure consistency or explain changes/updates

* *Examples of target types:* economy-wide absolute emission reduction, emission intensity reduction, emission reduction below a projected baseline, mitigation co-benefits of adaptation actions or economic diversification plans, policies and measures, etc.

Overview of MPGs Chapter III

III. Information to track progress implementing and achieving NDCs under Article 4 of the Paris Agreement

A. National circumstances and institutional arrangements

B. Description of a Party's NDC under Article 4 of the Paris Agreement

C. Information necessary to track progress

D. Mitigation Policies, Actions, and Plans

E. Summary of GHG Emissions and Removals

F. Projections of GHG Emissions and Removals

G. Other Information

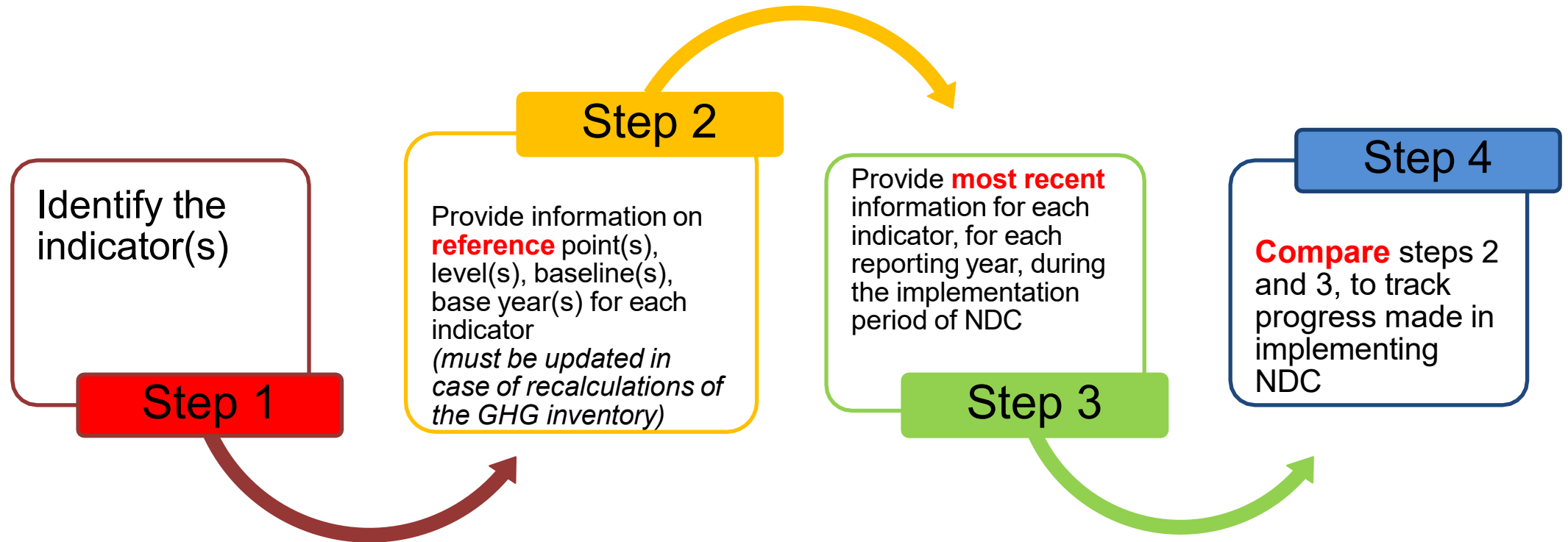
Overview of MPGs Chapter III

III. Information to track progress implementing and achieving NDCs under Article 4 of the Paris Agreement

C. Information necessary to **track progress**

Information necessary to track progress in implementing and achieving NDC

Overview of steps for Parties to track progress of their NDCs by indicators:



- For the first BTR that contains information on the end year of NDC, provide assessment of whether target is achieved.

Overview of MPGs Chapter III

III. Information to track progress implementing and achieving NDCs under Article 4 of the Paris Agreement

A. National circumstances and institutional arrangements

B. Description of a Party's NDC under Article 4 of the Paris Agreement

C. Information necessary to track progress

D. Mitigation Policies, Actions, and Plans

E. Summary of GHG Emissions and Removals

F. Projections of GHG Emissions and Removals

G. Other Information

Overview of MPGs Chapter III

III. Information to track progress implementing and achieving NDCs under Article 4 of the Paris Agreement

D. Mitigation Policies, Actions, and Plans

Reporting requirements of mitigation PaMs

Para 80-81

80. Each Party **shall** provide information on actions, policies and measures that support the implementation and achievement of its NDC under Article 4 of the Paris Agreement

- focusing on those that have **the most significant impact on GHG emissions** or removals and those impacting key categories in the national GHG inventory.
- This information shall be presented in **narrative and tabular format**.

81. To the extent possible, Parties **shall** organize the reporting of actions by sector (energy, transport, industrial processes and product use, agriculture, LULUCF, waste management and other).

Reporting requirements of mitigation PaMs

Para 82

82. Each Party **shall** provide the following information on its actions, policies and measures, to the extent possible, in a tabular format:

- a. Name;
- b. Description;
- c. Objectives;
- d. Type of instrument (regulatory, economic instrument or other);
- e. Status (planned, adopted or implemented);
- f. Sector(s) affected (energy, transport, industrial processes and product use, agriculture, LULUCF, waste management or other);
- g. Gases affected;
- h. Start year of implementation;
- i. Implementing entity or entities.

Reporting requirements of mitigation PaMs

Para 85-86

85. Each Party **shall** provide, to the extent possible, **estimates of expected and achieved GHG emission reductions for its actions, policies and measures** in the tabular format referred to in paragraph 82 above;

- those developing country Parties that need flexibility in the light of their capacities with respect to this provision are instead **encouraged** to report this information.

86. Each Party **shall** describe the **methodologies and assumptions** used to estimate the GHG emission reductions or removals due to each action, policy and measure, to the extent available.

- This information **may** be presented in an annex to its biennial transparency report.

Structure of CTFs to track progress of NDCs

In total, the Common tabular formats comprise **12 Tables** and one Appendix

Appendix. Description of a Party's NDC

Structured summary

- **Table 1:** Description of selected indicators
- **Table 2:** Definitions needed to understand the NDC
- **Table 3:** Methodologies and accounting approaches
- **Table 4:** Tracking progress

Table 5: Mitigation policies, measures, actions and plans

Table 6: Inventory summary

Projections and expected emissions reduction

- **Table 7:** Projections “with measures” scenario
- **Table 8:** Projections “with additional measures” scenario
- **Table 9:** Projections “without measure” scenario
- **Table 10:** Projections of key indicators
- **Table 11:** Key underlying assumptions and parameters of projections

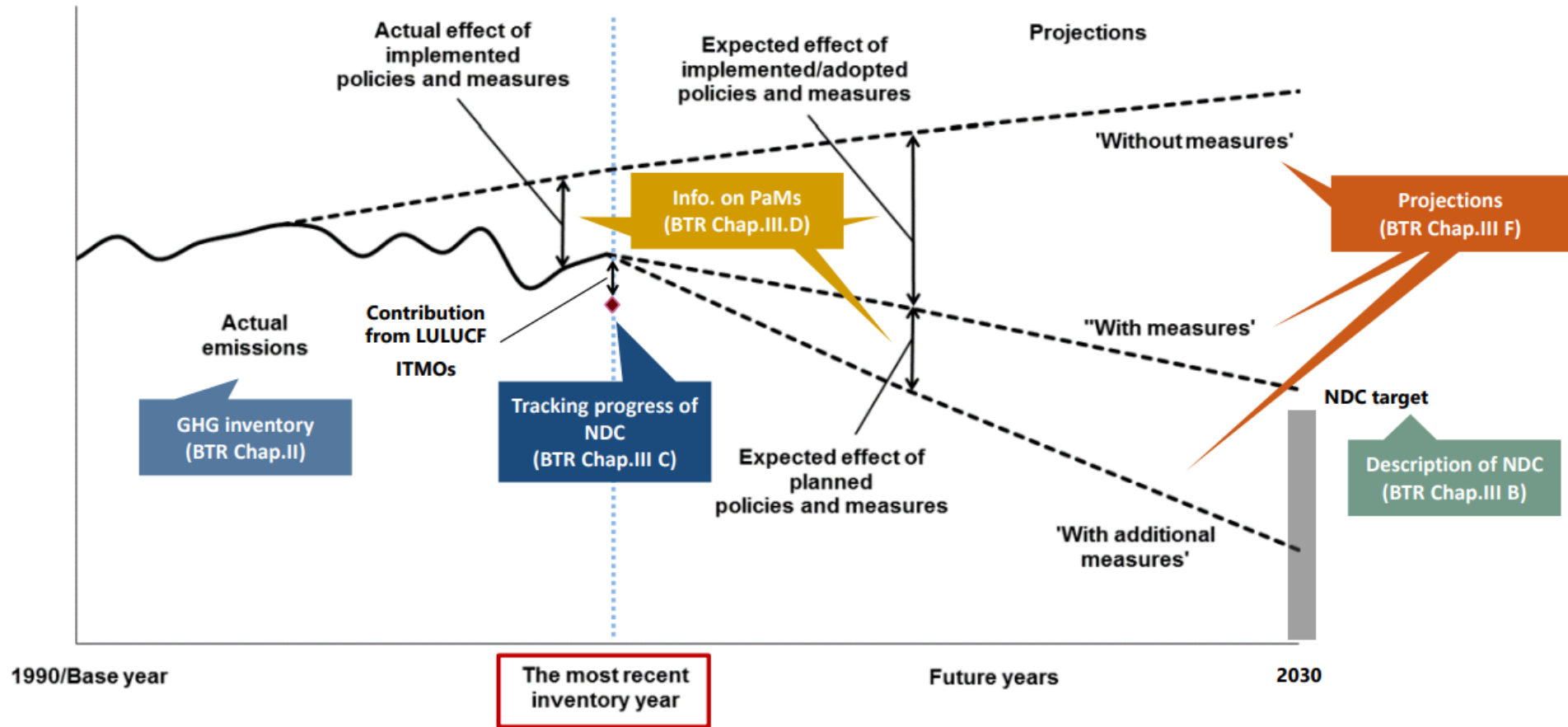
Response measures

- **Table 12.** Information necessary to track progress on the social and economic consequences of response measures

Structure of CTFs to track progress of NDCs

Table 5: Mitigation policies, measures, actions and plans

Relationship between GHG inventory, NDC, PaMs, and projections



Importance of tracking PaMs

Accurate tracking of PaMs can contribute to:

- improving the probability of achieving the NDC through updating and enhancing existing PaMs based on their progress
- more evidence-based NDC development by quantifying the emission reduction potential of PaMs
- appropriately reflecting emission reductions by PaMs in the GHG inventories by utilizing data obtained through the PaM tracking process

Thank you!

aiymgul.kerimray@un.org