

Introduction to the Mutual Learning Program for Enhanced Transparency (MLP)

Reporting of mitigation actions in the energy sector

Temuulen Murun, IGES

Kick-off meeting
May 31, 2024



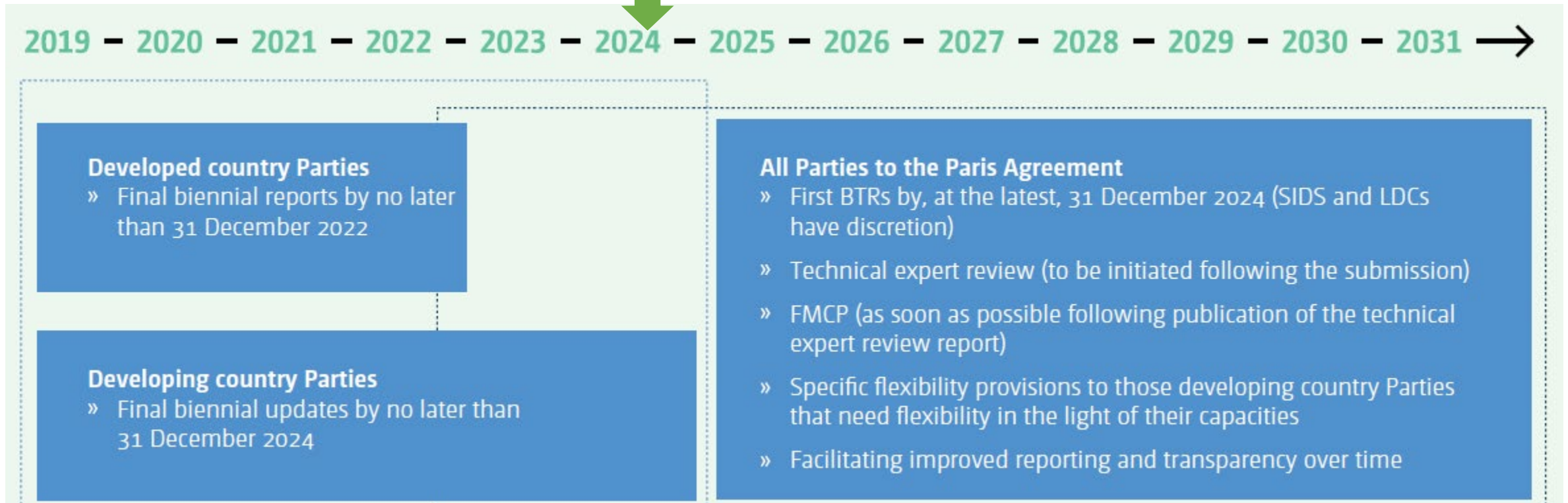
Mitsubishi UFJ Research and Consulting Co., Ltd.



copenhagen
climate centre

Transitioning to the Enhanced Transparency Framework (ETF)

BTR deadline



- **BTRs are new national climate reporting for every country. Mutual learning can help learn how to prepare this reporting practically.**

Mutually learning BTR preparation since 2020

I. Initial report (submission year: 2023).

18. Each participating Party shall submit an Article 6, paragraph 2 initial report (initial report) no later than the time of providing or receiving authorisation or initial first transfer of ITMOs from a cooperative approach and where practical, in conjunction with the next due biennial transparency report pursuant to decision 18/CMA.1² for the period of NDC implementation. The initial report shall contain comprehensive information to:-

(a) Demonstrate that the participating Party fulfils the participation responsibilities referred to in chapter II (Participation) above;:-

II. Participation

4. Each participating Party shall ensure that:-

(a) It is a Party to the Paris Agreement;:-

Japan accepted the Paris Agreement in November 2016.³:-

(b) It has prepared, communicated and is maintaining an NDC in accordance with Article 4, paragraph 2 of the Paris Agreement and decision 4/CMA.1;:-

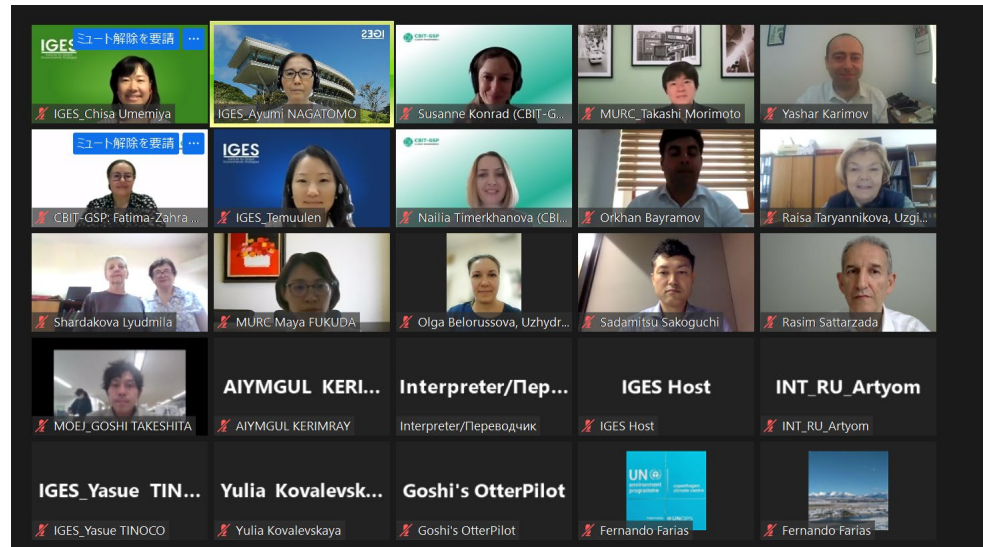
Japan communicated the updated NDC in accordance with Article 4, paragraph 2 of the Paris Agreement and decision 4/CMA.1 in 2021⁴, which Japan is maintaining in 2023.:-

(c) It has arrangements in place for authorizing the use of ITMOs towards NDCs pursuant to Article 6, paragraph 3 of the Paris Agreement;:-

Japan authorizes JCM credits issued for emission reductions/sequestration realized on or after January 1, 2021 as a Party to the Paris Agreement, in accordance with the Paris Agreement and related decisions, for use towards the achievement of Japan's NDC and for use in international emission reduction schemes, in accordance with the procedures described below, when those JCM credits are authorized for use by implementing entities.⁵:-

The line ministries of JCM implementation establish a council for the purpose of implementing JCM in accordance with the Paris Agreement and related decision documents, as well as bilateral documents for JCM implementation, and rules and guidelines adopted by the Joint Committee (JC) established based on the bilateral document. The council authorizes JCM credits as a Party to the Paris Agreement.⁶ The JC will serve as a forum for relevant coordination (e.g., corresponding adjustment).:-

Output: Reporting under Article 6.2 (Initial report)



20210904 Draft CTF of MAs in waste sector Thailand(DWWAMSW) MURC IGES.xlsx - Excel

No.	Name	Description ^{1,2,4}	Objectives	Type of instrument ¹¹	Status ¹²	Sector(s) affected ¹³	Guests affected	Start year of implementation	Implementing entity or entities	Costs ¹⁴	Non-GHG mitigation co-benefits ¹⁵	Information on interventions of MAs ¹⁶	Estimates of achieved GHG reductions ¹⁷ (net cumulative in kt)
1	Increasing coverage area (to the full capacity) of the treatment plants) construct new central Wastewater treatment plant	(1) Increase the collection of wastewater into the system / expand the service area. (2) Increase the number of central wastewater treatment systems in key areas by promoting using an aerobic wastewater treatment or reducing greenhouse gas emissions technology.	To reduce using obsolete wastewater onsite and general public on domestic wastewater management. (2) Support JCM for effective wastewater treatment plant management. (3) Continue to using economic instrument (wastewater treatment fee)	Regulatory/Legal and general public on domestic wastewater management	Implemented	Waste	CH	2021 (NDC Roadmap on Intention 2021-2026)	JICA/Novi/IGES/JC/UNEP		Non-GHG mitigation co-benefits ¹⁵	Information on interventions of MAs ¹⁶	Estimates of achieved GHG reductions ¹⁷ (net cumulative in kt)
2	Increasing Composting of Organic Fraction of Municipal Solid Waste	Reduce the direct landfilling of organic municipal solid waste by increasing composting. Reduce methane emissions associated with the biological decomposition of organic fraction of municipal solid waste in landfill sites.	To reduce methane emissions associated with the biological decomposition of organic fraction of municipal solid waste in landfill sites.	Policy and Capacity Building	Implemented	Waste	CH	2021 (NDC Roadmap on Intention 2021-2026)	Local Governmental Organization (such as BMA, Municipality, etc.) and private waste disposal facilities.		Water is treated properly, including pollution and landfill space. Compost can be utilized in the agriculture sector, circular Economy concept.		Estimates of achieved GHG reductions ¹⁷ (net cumulative in kt)

Format table of MAs Example

Output: Reporting mitigation actions under Article 13 (Agriculture sector in 2022)



MLP Topics and Participants

Year	Pair	Topic
2020	1	Article 6.2 Reporting
	2	Article 13. Continuous preparation of BTRs
2021	1	Article 6.2 Reporting
	2	
	3	Article 13. Reporting mitigation actions (waste)
2022	1	Article 6.2 Reporting
	2	
	3	Article 13. Reporting mitigation actions (agriculture)
	4	

Year	Pair	Topic
2023	1	Article 6.2 Reporting
	2	
	3	Article 13. Reporting mitigation actions (energy)
	4	
2024	1	Article 13. Reporting mitigation actions (energy) Armenia and Kazakhstan
	2	Article 13. Reporting mitigation actions (energy) Serbia and Turkey
	3	Article 13. Reporting mitigation actions (agriculture) Azerbaijan, Uzbekistan, Moldova, Georgia

Participating countries: Thailand, Indonesia, Mongolia, Malaysia, Chile, Japan, Bangladesh, Cambodia, Laos, Kenya, Azerbaijan, Uzbekistan, Moldova and Georgia

MLP Objectives

To understand the structure and reporting elements of the common tabular formats (CTFs)

To conduct brainstorming and exercise to practice how to complete the CTFs

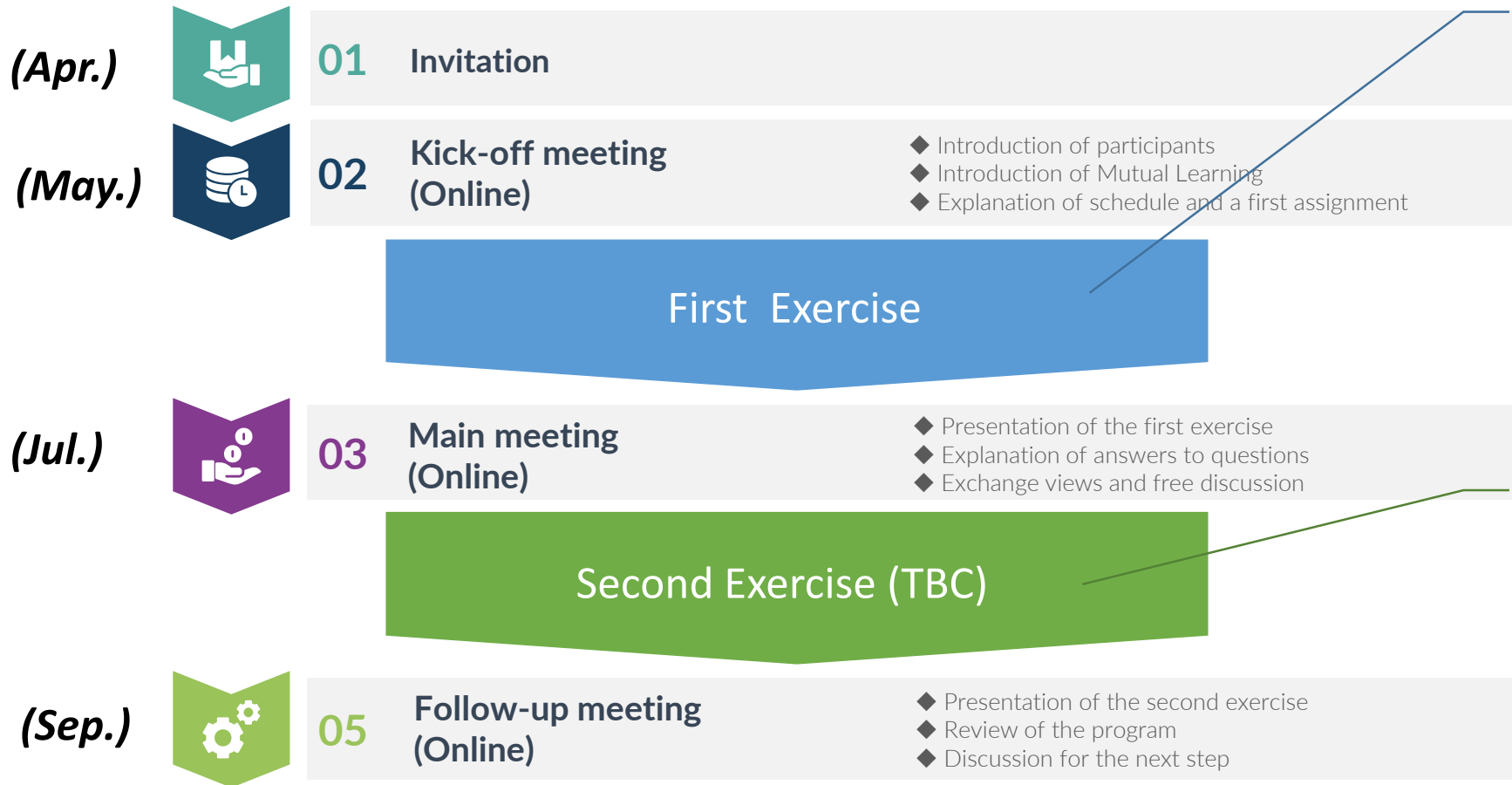
To identify any additional information or data needed

To consider a national system for tracking progress in implementing and achieving NDCs

MLP Approach

- 1. The program is run for participants**
 - ✓ Every participant can contribute to the detailed design of the program (e.g., exercise topics, process and timelines).
- 2. The program should aim to generate tangible outputs**
 - ✓ Ideally the outputs can serve as the basis for actual reporting in BTRs.
- 3. The program is for learning**
 - ✓ Process is more important than the correctness of the outputs.
 - ✓ Informal and hypothetical data can be used for reporting exercises.
- 4. The program must be enjoyable!**
 - ✓ Views expressed are of individual participants.

MLP work plan (proposal)



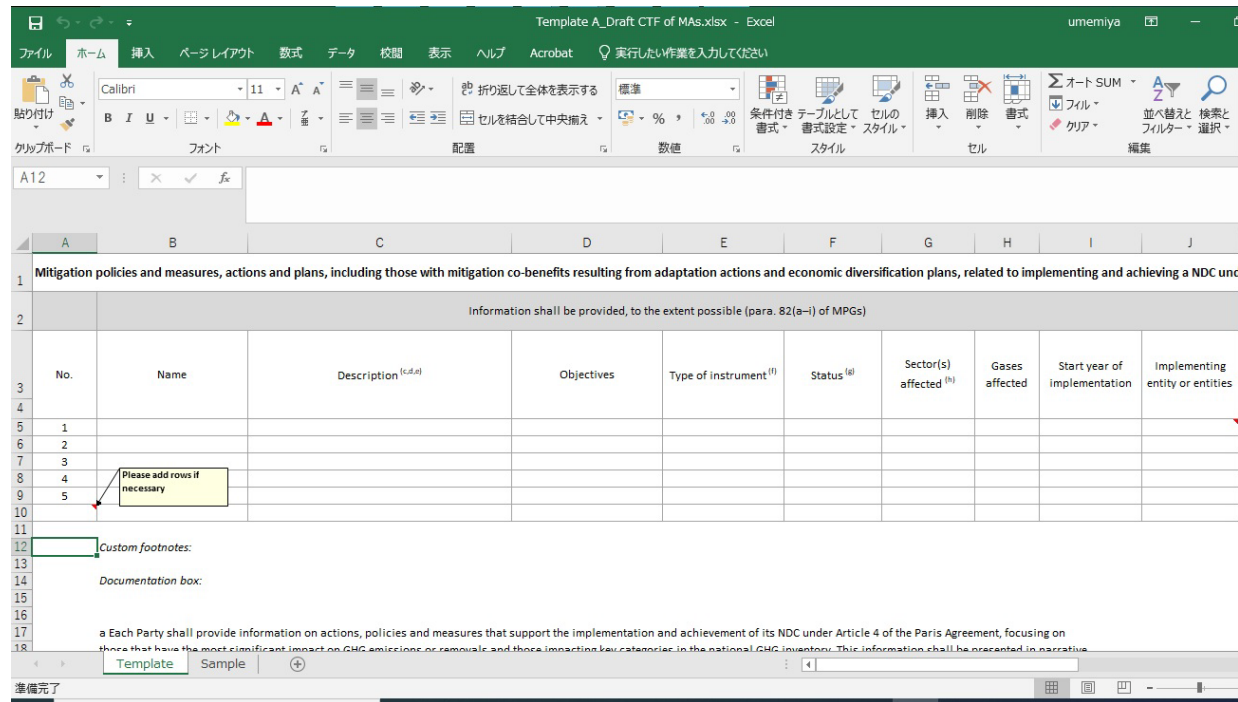
CTF-5: Mitigation policies and measures, actions and plans (Energy sector)

CTF -1: Structured summary: Description of selected indicators

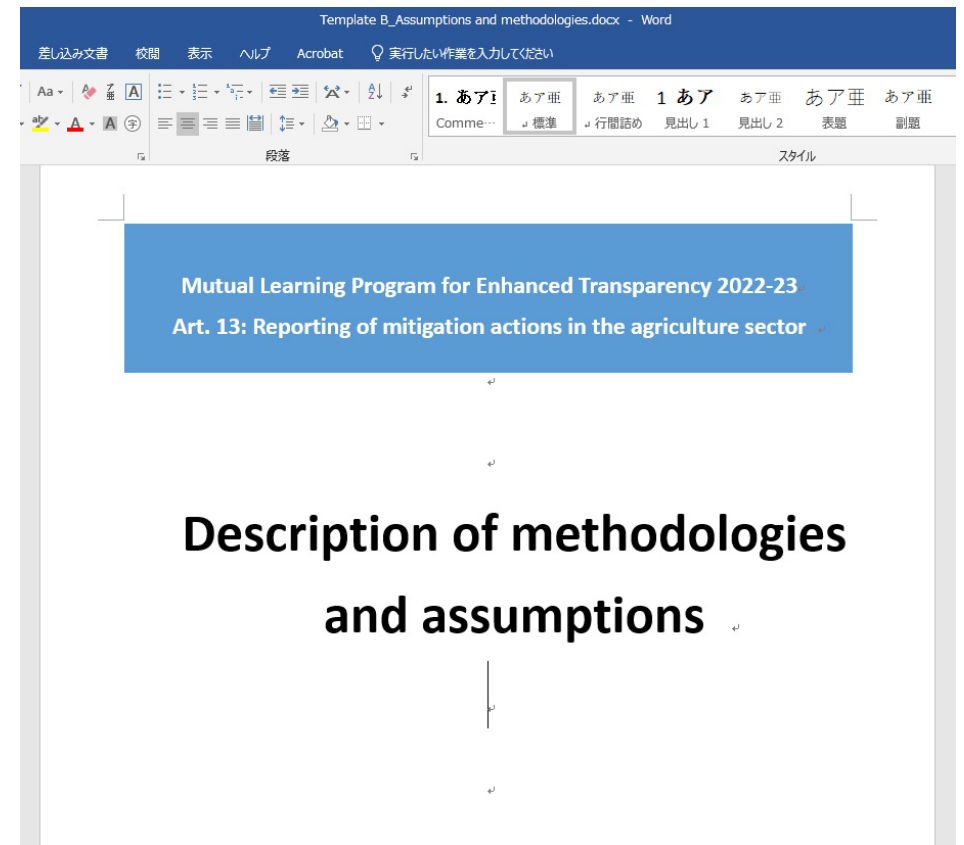
CTF -2: Structured summary: Definitions needed to understand NDC

First exercise: Filling in CTF-5

Temp A (Excel): CTF-5, Mitigation policies and measures, actions and plans



Temp B (Word): Associated methodologies and assumptions



MLP templates: <https://www.iges.or.jp/en/projects/transparency/mlp>

Second exercise: Filling in CTF 1 and 2 (TBC)

Developing CTF 1 and 2 (Section III.C)

- CTF -1: Structured summary: Description of selected indicators
- CTF -2: Structured summary: Definitions needed to understand NDC

The image displays two screenshots of Microsoft Excel spreadsheets. The left screenshot shows a spreadsheet titled 'MLP 2nd exercise.xlsx' with a table for CTF-1. The table has two columns: 'Indicator(s) selected to track progress' and 'Description'. The first row is a header, and the second row is a placeholder for an indicator. The third row contains detailed instructions for providing information, including reference points, updates, and relation to NDC. The right screenshot shows a spreadsheet titled 'MLP 2nd exercise_v2.xlsx' with a table for CTF-2. The table has two columns: 'Definition needed to understand each indicator' and 'Definitions'. The first row is a header, and the second row is a placeholder for an indicator. The third row contains detailed instructions for providing definitions, including sectors, categories, and mitigation co-benefits.

1	1. Structured summary: Description of selected indicators	
2	<i>Indicator(s) selected to track progress ^a</i>	<i>Description</i>
3	{Indicator}	
4	Information for the reference point(s), level(s), baseline(s), base year(s) or starting point(s), as appropriate ^b	
5	Updates in accordance with any recalculation of the GHG inventory, as appropriate ^b	
6	Relation to NDC ^c	
7		
8	Notes: (1) Pursuant to para. 79 of the MPGs, each Party shall report the information	
9	the MPGs in a narrative and common tabular format, as applicable. (2) A Party may	
10	Excel file) to remove specific rows in this table if the information to be provided in	

1	2. Structured summary: Definitions needed to understand NDC	
2	<i>Definitions ^a</i>	
3	<i>Definition needed to understand each indicator:</i>	
4	{Indicator}	
5	
6	
7	<i>Any sector or category defined differently than in the national inventory report:</i>	
8	{Sector}	
9	
10	{Category}	
11	
12	<i>Definition needed to understand mitigation cobenefits of adaptation actions and/or economic diversification plans:</i>	
13	{Mitigation co-benefit(s)}	
14	
15	<i>Any other relevant definitions:</i>	
16	{ }	

Thank you for your attention!

For more information:

<https://www.iges.or.jp/en/projects/transparency>